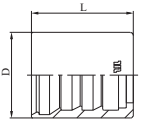

M00110/M00120

SKIVE FERRULE FOR WIRE BRAID HOSES
CASQUILLO CON PELADO PARA MANGUERAS CON TRENZA DE ACERO
SCHÄLFASSUNG FÜR STAHLGEFLECHTSCHLÄUCHE
GHIERA PER TUBI TRECCIATI CON PELATURA

PART. REF.	HOSE BORE				DIMENSIONS mm					
	DN	inch	Size		D	L				
M00120-03	5	3/16″	- 03		17,0	23,9				
M00120-04	6	1/4″	- 04		19,5	28,0				
M00120-05	8	5/16″	- 05		20,0	28,6				
M00120-06	10	3/8″	- 06		23,0	30,0				
M00120-08	12	1/2″	- 08		26,7	32,0				
M00120-10	16	5/8″	- 10		32,0	38,0				
M00120-12	19	3/4″	- 12		35,8	41,7				
M00120-16	25	1″	- 16		43,0	47,0				
M00110-20	31	1.1/4″	- 20		50,5	59,0				
M00110-24	38	1.1/2″	- 24		57,0	70,0				
M00110-32	51	1″	- 32		70,0	72,0				

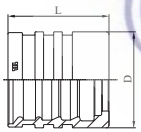

M00910/M00920

SKIVE FERRULE FOR WIRE BRAID AND SPIRAL HOSES
CASQUILLO CON PELADO PARA MANGUERAS CON TRENZA Y ESPIRAL DE ACERO
SCHÄLFASSUNG FÜR STAHLGEFLECHT- UND SPIRALSCHLÄUCHE
GHIERA PER TUBI TRECCIATI E SPIRALATI CON PELATURA

PART. REF.	HOSE BORE				DIMENSIONS mm					
	DN	inch	Size		D	L				
M00910-03	5	3/16″	- 03		20,6	26,0				
M00910-04	6	1/4″	- 04		22,0	30,0				
M00910-05	8	5/16″	- 05		24,0	31,0				
M00910-06	10	3/8″	- 06		26,0	33,0				
M00910-08	12	1/2″	- 08		30,0	34,0				
M00910-10	16	5/8″	- 10		33,0	39,0				
M00920-12	19	3/4″	- 12		38,0	40,0				
M00920-16	25	1″	- 16		46,0	54,0				
M00920-20	31	1.1/4″	- 20		57,0	60,0				
M00910-24	38	1.1/2″	- 24		65,0	70,0				
M00910-32	51	2″	- 32		79,0	72,0				

FERRULE

M03400

NO-SKIVE FERRULE FOR WIRE BRAID HOSES

CASQUILLO SIN PELADO PARA MANGUERAS CON TRENZA DE ACERO

NICHT-SCHÄLFASSUNG FÜR STAHLGEFLECHTSCHLÄUCHE

GHIERA PER TUBI TRECCIATI SENZA PELATURA

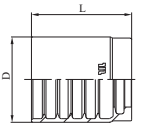

PART. REF.	HOSE BORE				DIMENSIONS mm					
	DN	inch	Size		D	L				
M03400-03	5	3/16″	- 03		21,0	23,0				
M03400-04	6	1/4″	- 04		23,0	30,1				
M03400-05	8	5/16″	- 05		24,0	30,0				
M03400-06	10	3/8″	- 06		26,0	31,1				
M03400-08	12	1/2″	- 08		29,0	33,4				
M03400-10	16	5/8″	- 10		33,0	37,0				
M03400-12	19	3/4″	- 12		37,0	42,0				
M03400-16	25	1″	- 16		46,0	51,0				
M03400-20	31	1.1/4″	- 20		59,0	57,2				
M03400-24	38	1.1/2″	- 24		67,0	64,8				
M03400-32	51	2″	- 32		80,0	68,3				
M03400-38	60	2.3/8″	- 38		82,5	69,0				
M03400-40	63	2. 1/2″	- 40		88,2	68,8				
M03400-48	76	3″	- 48		103,0	75,0				

Available no-skive ferrule for one braid **hoses for DN 6 (M03100-04) and DN 10 (M03100-06).**

Disponible casquillo sin pelado para mangueras de una trenza para DN 6 (M03100-04) y DN 10 (M03100-06).

Verfügbar hülse ohne abschälen für 1-drahtgeflechtschläuche für DN 6 (M03100-04) und DN 10 (M03100-06)

Disponibile ghiera per tubi a una treccia senza pelatura per DN 6 (M03100-04) e DN 10 (M03100-06).

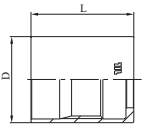

M00310

NO-SKIVE FERRULE FOR TEXTILE BRAID HOSES
CASQUILLO SIN PELADO PARA MANGUERAS CON REFUERZO TEXTIL TRENZADO
NICHT-SCHÄLFASSUNG FÜR TEXTILGEFLECHTSCHLÄUCHE
GHIERA PER TUBI TESSILI SENZA PELATURA

PART. REF.	HOSE BORE				DIMENSIONS mm					
	DN	inch	Size		D	L				
M00310-03	5	3/16″	- 03		17,5	27,0				
M00310-04	6	1/4″	- 04		19,3	30,0				
M00310-05	8	5/16″	- 05		21,0	32,0				
M00310-06	10	3/8″	- 06		24,0	32,0				
M00310-08	12	1/2″	- 08		28,4	34,0				
M00310-10	16	5/8″	- 10		33,0	37,0				
M00310-12	19	3/4″	- 12		37,0	43,0				
M00310-16	25	1″	- 16		43,5	51,0				
M00310-20	31	1.1/4″	- 20		50,0	59,0				

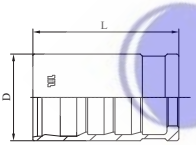

M00820/M00830

NO-SKIVE FERRULE FOR COMPACT HOSES
CASQUILLO SIN PELADO PARA MANGUERA COMPACTA
NICHT-SCHÄLFASSUNG FÜR KOMPAKT-SCHLÄUCHE
GHIERA PER TUBI COMPATTI SENZA PELATURA

PART. REF.	HOSE BORE				DIMENSIONS mm					
	DN	inch	Size		D	L				
M00820-03	5	3/16″	- 03		14,0	26,4				
new M00830-04	6	1/4″	- 04		18,0	29,6				
new M00830-05	8	5/16″	- 05		19,0	31,9				
M00820-06	10	3/8″	- 06		22,0	33,0				
M00820-08	12	1/2″	- 08		26,0	33,9				
M00820-10	16	5/8″	- 10		29,0	35,9				
M00820-12	19	3/4″	- 12		33,0	41,7				
M00820-16	25	1″	- 16		41,0	49,7				
M00820-20	31	1.1/4″	- 20		48,0	57,0				
M00820-24	38	1.1/2″	- 24		55,5	66,0				
M00820-32	51	2″	- 32		68,6	70,0				

M10710

BSP MALE TAPERED - ISO 7

MACHO BSP (BSPT) ROSCA CONICA - ISO 7

AGR KONISCH (BSPT GEWINDE NACH) - ISO 7

MASCHIO CONICO GAS - ISO 7

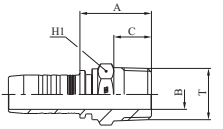

PART. REF.	HOSE BORE			THREAD	DIMENSIONS mm					
	DN	inch	Size	T	B	A	C			H_1
M10710-03-02	5	3/16"	- 03	1/8" - 28	4,5	20,6	8,0			12
M10710-03-04	5	3/16"	- 03	1/4" - 19	4,5	24,5	12,0			14
M10710-04-02	6	1/4"	- 04	1/8" - 28	4,5	21,0	8,0			12
M10710-04-04	6	1/4"	- 04	1/4" - 19	4,5	25,0	12,0			14
M10710-04-06	6	1/4"	- 04	3/8" - 19	7,0	26,0	12,0			19
M10710-04-08	6	1/4"	- 04	1/2" - 14	10,0	29,5	15,0			22
M10710-05-04	8	5/16"	- 05	1/4" - 19	5,5	25,0	12,0			14
M10710-05-06	8	5/16"	- 05	3/8" - 19	7,0	26,5	12,0			19
M10710-05-08	8	5/16"	- 05	1/2" - 14	10,0	30,0	15,0			22
M10710-06-06	10	3/8"	- 06	3/8" - 19	7,0	27,1	12,0			19
M10710-06-08	10	3/8"	- 06	1/2" - 14	10,0	30,6	15,0			22
M10710-08-04	12	1/2"	- 08	1/4" - 19	4,5	26,0	12,0			19
M10710-08-08	12	1/2"	- 08	1/2" - 14	10,0	31,1	15,0			22
M10710-10-08	16	5/8"	- 10	1/2" - 14	10,0	31,0	15,0			22
M10710-10-12	16	5/8"	- 10	3/4" - 14	17,0	37,0	17,0			27
M10710-12-12	19	3/4"	- 12	3/4" - 14	17,0	35,5	17,0			27
M10710-16-12	25	1"	- 16	3/4" - 14	17,0	38,0	17,0			32
M10710-16-16	25	1"	- 16	1" - 11	22,5	41,8	21,0			36
M10710-20-20	31	1.1/4"	- 20	1.1/4" - 11	28,5	47,5	23,0			46
M10710-24-24	38	1.1/2"	- 24	1.1/2" - 11	32,0	50,0	23,0			50
M10710-32-32	51	2"	- 32	2" - 11	44,0	55,4	27,0			65

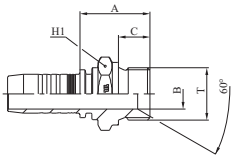

M10510

BSP MALE PARALLEL 60° CONE SEAT - BS5200 / ISO 8434-6

MACHO BSP PARALELO ASIENTO A 60º - BS5200 / ISO 8434-6

AGR 60° INNENKONUS (BSP-GEWINDE NACH BS5200 / ISO 8434-6)

MASCHIO GAS CILINDRICO 60° - BS5200 / ISO 8434-6

PART. REF.	HOSE BORE			THREAD	DIMENSIONS mm					
	DN	inch	Size	T	B	A	C		H_1	
M10510-03-02	5	3/16″	- 03	1/8″ - 28	3,5	22,5	10,0		14	
M10510-03-04	5	3/16″	- 03	1/4″ - 19	5,0	25,0	11,0		19	
M10510-04-02	6	1/4″	- 04	1/8″ - 28	3,5	22,5	10,0		14	
M10510-04-04	6	1/4″	- 04	1/4″ - 19	5,0	25,5	11,0		19	
M10510-04-06	6	1/4″	- 04	3/8″ - 19	8,0	27,0	12,0		22	
M10510-04-08	6	1/4″	- 04	1/2″ - 14	11,0	30,0	14,0		27	
M10510-05-04	8	5/16″	- 05	1/4″ - 19	5,0	26,0	11,0		19	
M10510-05-06	8	5/16″	- 05	3/8″ - 19	8,0	27,5	12,0		22	
M10510-06-04	10	3/8″	- 06	1/4″ - 19	5,0	26,0	11,0		19	
M10510-06-06	10	3/8″	- 06	3/8″ - 19	8,0	28,1	12,0		22	
M10510-06-08	10	3/8″	- 06	1/2″ - 14	11,0	30,6	14,0		27	
M10510-08-06	12	1/2″	- 08	3/8″ - 19	8,0	28,1	12,0		22	
M10510-08-08	12	1/2″	- 08	1/2″ - 14	11,0	31,1	14,0		27	
M10510-08-10	12	1/2″	- 08	5/8″ - 14	14,5	33,1	16,0		30	
M10510-08-12	12	1/2″	- 08	3/4″ - 14	17,0	34,1	16,0		32	
M10510-10-10	16	5/8″	- 10	5/8″ - 14	14,5	33,1	16,0		30	
M10510-10-12	16	5/8″	- 10	3/4″ - 14	17,0	34,1	16,0		32	
M10510-12-08	19	3/4″	- 12	1/2″ - 14	11,0	32,0	14,0		27	
M10510-12-12	19	3/4″	- 12	3/4″ - 14	17,0	35,5	16,0		32	
M10510-12-16	19	3/4″	- 12	1″ - 11	22,5	39,5	19,0		41	
M10510-16-12	25	1″	- 16	3/4″ - 14	17,0	36,5	16,0		32	
M10510-16-16	25	1″	- 16	1″ - 11	22,5	40,8	19,0		41	
M10510-16-20	25	1″	- 16	1.1/4″ - 11	28,5	44,8	20,0		50	
M10510-20-20	31	1.1/4″	- 20	1.1/4″ - 11	28,5	46,5	20,0		50	
M10510-20-24	31	1.1/4″	- 20	1.1/2″ - 11	33,5	48,5	22,0		55	
M10510-24-24	38	1.1/2″	- 24	1.1/2″ - 11	33,5	49,5	22,0		55	
M10510-32-32	51	2″	- 32	2″ - 11	46,0	53,9	25,0		70	

MULTIFIT TYPE

MF2000®

BS STANDARD CONNECTIONS

M20512

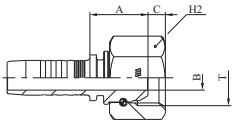

BSP FEMALE 60° CONE - BS5200 / ISO 12151-6 (THRUST-WIRE NUT)
HEMBRA BSP ASIENTO A 60º - BS5200 / ISO 12151-6 (TUERCA CON SEGURO)
DKR 60° KONUS (BSP-GEWINDE NACH BS5200 / ISO 12151-6, GESTIFTETE MUTTER)
FEMMINA GAS CONO 60° - BS5200 / ISO 12151-6 (DADO SPINATO)

M20513

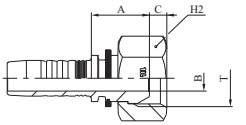

BSP FEMALE 60° CONE - BS5200 / ISO 12151-6 (SLIP-ON NUT)
HEMBRA BSP ASIENTO A 60º - BS5200 / ISO 12151-6 (TUERCA LIBRE)
DKR 60° KONUS (BSP-GEWINDE NACH BS5200 / ISO 12151-6, HINTERLEGTE MUTTER)
FEMMINA GAS CONO 60° - BS5200 / ISO 12151-6 (DADO PASSANTE)

PART. REF.	HOSE BORE			THREAD	DIMENSIONS mm					
	DN	inch	Size	T	B	A	C			H_2
M20512-03-02	5	3/16"	- 03	1/8" - 28	3,1	14,8	4,4			14
M20513-03-04	5	3/16"	- 03	1/4" - 19	4,0	16,5	5,4			19
M20512-04-02	6	1/4"	- 04	1/8" - 28	3,1	15,5	4,4			14
M20513-04-04	6	1/4"	- 04	1/4" - 19	4,0	17,0	5,4			19
M20513-04-06	6	1/4"	- 04	3/8" - 19	7,0	19,1	6,0			22
M20512-05-04	8	5/16"	- 05	1/4" - 19	4,1	17,5	4,2			19
M20513-05-06	8	5/16"	- 05	3/8" - 19	7,0	19,1	6,0			22
M20513-05-08	8	5/16"	- 05	1/2" - 14	9,3	20,5	6,5			27
M20512-06-04	10	3/8"	- 06	1/4" - 19	4,1	18,1	4,2			19
M20513-06-06	10	3/8"	- 06	3/8" - 19	7,0	19,6	6,0			22
M20513-06-08	10	3/8"	- 06	1/2" - 14	9,3	20,0	6,5			27
M20512-08-06	12	1/2"	- 08	3/8" - 19	7,1	20,9	6,0			22
M20513-08-08	12	1/2"	- 08	1/2" - 14	9,3	20,4	6,5			27
M20512-08-10	12	1/2"	- 08	5/8" - 14	12,1	21,9	10,2			28
M20512-08-12	12	1/2"	- 08	3/4" - 14	15,0	23,4	9,0			32
M20512-10-08	16	5/8"	- 10	1/2" - 14	9,8	24,0	6,5			27
M20512-10-10	16	5/8"	- 10	5/8" - 14	12,5	21,7	10,2			28
M20512-10-12	16	5/8"	- 10	3/4" - 14	15,0	23,2	9,0			32
M20512-12-08	19	3/4"	- 12	1/2" - 14	9,8	25,0	6,5			27
M20512-12-12	19	3/4"	- 12	3/4" - 14	15,0	24,5	9,0			32
M20512-12-16	19	3/4"	- 12	1" - 11	19,8	26,0	10,5			38
M20512-16-12	25	1"	- 16	3/4" - 14	15,0	25,5	9,0			32
M20512-16-16	25	1"	- 16	1" - 11	19,8	27,3	10,5			38

BS STANDARD CONNECTIONS

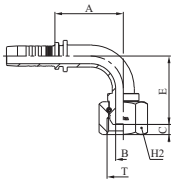

M20592

90° BSP FEMALE SWEPT ELBOW 60° CONE - BS5200 / ISO 12151-6 (THRUST-WIRE NUT)
HEMBRA BSP CODO DE 90º ASIENTO A 60º - BS5200 / ISO 12151-6 (TUERCA CON SEGURO)
DKR 90° BOGEN 60° KONUS - (BSP-GEWINDE NACH BS5200 / ISO 12151-6, GESTIFTETE MUTTER)
FEMMINA GAS 90° CONO 60° - BS5200 / ISO 12151-6 (DADO SPINATO)

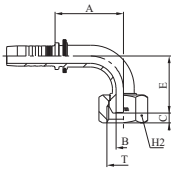

M20593

90° BSP FEMALE SWEPT ELBOW 60° CONE - BS5200 / ISO 12151-6 (SLIP-ON NUT)
HEMBRA BSP CODO DE 90º ASIENTO A 60º - BS5200 / ISO 12151-6 (TUERCA LIBRE)
DKR 90° BOGEN 60° KONUS - (BSP-GEWINDE NACH BS5200 / ISO 12151-6, HINTERLEGTE MUTTER)
FEMMINA GAS 90° CONO 60° - BS5200 / ISO 12151-6 (DADO PASSANTE)

PART. REF.	HOSE BORE			THREAD	DIMENSIONS mm					
	DN	inch	Size	T	B	A	C	E		H2
M20592-03-02	5	3/16"	- 03	1/8" - 28	3,1	21,5	4,4	26,0		14
M20593-03-04	5	3/16"	- 03	1/4" - 19	4,0	29,0	5,4	29,0		19
M20592-04-02	6	1/4"	- 04	1/8" - 28	3,1	28,5	4,4	27,0		14
M20593-04-04	6	1/4"	- 04	1/4" - 19	4,0	29,5	5,4	29,0		19
M20593-04-06	6	1/4"	- 04	3/8" - 19	7,0	29,5	6,0	31,0		22
M20592-05-04	8	5/16"	- 05	1/4" - 19	4,1	26,5	5,4	29,5		19
M20593-05-06	8	5/16"	- 05	3/8" - 19	7,0	32,0	6,0	27,5		22
M20593-05-08	8	5/16"	- 05	1/2" - 14	9,3	36,5	6,5	32,0		27
M20592-06-04	10	3/8"	- 06	1/4" - 19	4,0	27,0	4,2	29,5		19
M20593-06-06	10	3/8"	- 06	3/8" - 19	7,0	36,5	6,0	31,5		22
M20593-06-08	10	3/8"	- 06	1/2" - 14	9,3	36,5	6,5	32,0		27
M20592-08-06	12	1/2"	- 08	3/8" - 19	7,0	45,0	6,0	41,0		22
M20593-08-08	12	1/2"	- 08	1/2" - 14	9,3	45,0	6,5	36,5		27
M20592-08-10	12	1/2"	- 08	5/8" - 14	12,1	44,0	10,2	44,0		28
M20592-08-12	12	1/2"	- 08	3/4" - 14	15,0	44,0	9,0	45,5		32
M20592-10-08	16	5/8"	- 10	1/2" - 14	9,3	53,5	6,5	54,5		27
M20592-10-10	16	5/8"	- 10	5/8" - 14	12,5	53,5	10,2	53,5		28
M20592-10-12	16	5/8"	- 10	3/4" - 14	15,0	53,5	9,0	55,0		32
M20592-12-08	19	3/4"	- 12	1/2" - 14	9,3	45,5	6,5	44,0		27
M20592-12-12	19	3/4"	- 12	3/4" - 14	15,5	61,5	9,0	59,5		32
M20592-12-16	19	3/4"	- 12	1" - 11	19,8	61,5	10,5	62,0		38
M20592-16-12	25	1"	- 16	3/4" - 14	15,0	64,5	9,0	59,5		32
M20592-16-16	25	1"	- 16	1" - 11	19,8	79,5	10,5	76,0		38

MULTIFIT TYPE

MF2000®

BS STANDARD CONNECTIONS

M20542

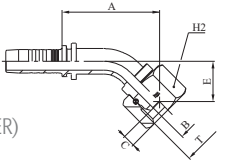

45° BSP FEMALE SWEPT ELBOW 60° CONE - BS5200 / ISO 12151-6 (THRUST-WIRE NUT)
HEMBRA BSP CODO DE 45º ASIENTO A 60º - BS5200 / ISO 12151-6 (TUERCA CON SEGURO)
DKR 45° BOGEN 60° KONUS - (BSP-GEWINDE NACH BS5200 / ISO 12151-6, GESTIFTETE MUTTER)
FEMMINA GAS 45° CONO 60° - BS5200 / ISO 12151-6 (DADO SPINATO)

M20543

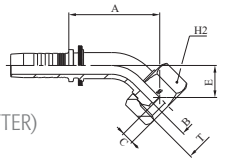

45° BSP FEMALE SWEPT ELBOW 60° CONE - BS5200 / ISO 12151-6 (SLIP-ON NUT)
HEMBRA BSP CODO DE 45º ASIENTO A 60º - BS5200 / ISO 12151-6 (TUERCA LIBRE)
DRK 45° BOGEN 60° KONUS - (BSP-GEWINDE NACH BS5200 / ISO 12151-6, HINTERLEGTE MUTTER)
FEMMINA GAS 45° CONO 60° - BS5200 / ISO 12151-6 (DADO PASSANTE)

PART. REF.	HOSE BORE			THREAD	DIMENSIONS mm					
	DN	inch	Size	T	B	A	C	E		H_2
M20542-03-02	5	3/16″	- 03	1/8″ - 28	3,1	31,0	4,4	15,0		14
M20543-03-04	5	3/16″	- 03	1/4″ - 19	4,0	35,5	5,4	14,5		19
M20542-04-02	6	1/4″	- 04	1/8″ - 28	3,1	35,5	4,4	14,5		14
M20543-04-04	6	1/4″	- 04	1/4″ - 19	4,0	36,0	5,4	15,0		19
M20543-04-06	6	1/4″	- 04	3/8″ - 19	7,0	37,5	6,0	16,0		19
M20542-05-04	8	5/16″	- 05	1/4″ - 19	4,0	35,5	5,4	16,0		19
M20543-05-06	8	5/16″	- 05	3/8″ - 19	7,0	38,0	6,0	13,5		22
M20543-06-06	10	3/8″	- 06	3/8″ - 19	7,0	42,0	6,0	15,0		22
M20543-06-08	10	3/8″	- 06	1/2″ - 14	9,3	42,5	6,5	16,0		27
M20542-08-06	12	1/2″	- 08	3/8″ - 19	7,1	52,0	6,0	20,0		22
M20543-08-08	12	1/2″	- 08	1/2″ - 14	9,3	49,5	6,5	17,0		27
M20542-08-10	12	1/2″	- 08	5/8″ - 14	12,1	54,5	10,2	22,5		28
M20542-08-12	12	1/2″	- 08	3/4″ - 14	15,0	57,0	9,0	25,0		32
M20542-10-10	16	5/8″	- 10	5/8″ - 14	12,5	63,0	10,2	26,0		28
M20542-10-12	16	5/8″	- 10	3/4″ - 14	15,0	64,0	9,0	27,0		32
M20542-12-08	19	3/4″	- 12	1/2″ - 14	9,3	55,5	6,5	22,5		27
M20542-12-12	19	3/4″	- 12	3/4″ - 14	15,5	70,5	9,0	28,5		32
M20542-12-16	19	3/4″	- 12	1″ - 11	19,8	72,5	10,5	30,0		38
M20542-16-16	25	1″	- 16	1″ - 11	19,8	91,0	10,5	36,5		38

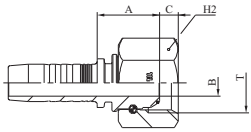

M20812

BSP O-RING FEMALE 60° CONE - BS5200 / ISO 12151-6 (THRUST-WIRE NUT)
HEMBRA BSP CON O-RING ASIENTO A 60º - BS5200 / ISO 12151-6 (TUERCA CON SEGURO)
DKOR 60° KONUS MIT O-RING -
(BSP-GEWINDE NACH BS5200 / ISO 12151-6 GESTIFTETE MUTTER)
FEMMINA GAS CONO 60° O-RING - BS5200 / ISO 12151-6 (DADO SPINATO)

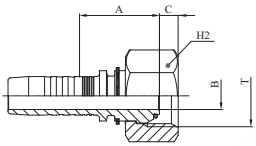

M20813

BSP O-RING FEMALE 60° CONE - BS5200 / ISO 12151-6 (SLIP-ON NUT)
HEMBRA BSP CON O-RING ASIENTO A 60º - BS5200 / ISO 12151-6 (TUERCA LIBRE)
DKOR 60° KONUS MIT O-RING
(BSP-GEWINDE NACH BS5200 / ISO 12151-6 HINTERLEGTE MUTTER)
FEMMINA GAS CONO 60° O-RING BS5200 / ISO 12151-6 (DADO PASSANTE)

PART. REF.	HOSE BORE			THREAD	DIMENSIONS mm					
	DN	inch	Size	T	B	A	C			H_2
M20813-03-04	5	3/16″	- 03	1/4″ - 19	4,0	16,5	4,9			19
M20813-04-04	6	1/4″	- 04	1/4″ - 19	4,0	17,5	4,9			19
M20812-06-04	10	3/8″	- 06	1/4″ - 19	4,0	18,1	4,9			19
M20813-06-06	10	3/8″	- 06	3/8″ - 19	7,0	20,4	6,1			22
M20813-06-08	10	3/8″	- 06	1/2″ - 14	9,3	21,0	6,5			27
M20813-08-08	12	1/2″	- 08	1/2″ - 14	9,3	20,4	6,5			27
M20812-10-10	16	5/8″	- 10	5/8″ - 14	12,5	22,1	9,7			28
M20812-12-12	19	3/4″	- 12	3/4″ - 14	15,0	25,0	8,5			32
M20812-16-12	25	1″	- 16	3/4″ - 14	15,0	26,0	8,5			32
M20812-16-16	25	1″	- 16	1″ - 11	19,8	27,3	10,6			38
M20812-16-20	25	1″	- 16	1.1/4″ - 11	26,1	30,8	10,5			50
M20812-20-16	31	1.1/4″	- 20	1″ - 11	19,8	29,0	10,5			38
M20812-20-20	31	1.1/4″	- 20	1.1/4″ - 11	26,0	31,5	10,5			50
M20812-20-24	31	1.1/4″	- 20	1.1/2″ - 11	32,1	29,5	12,5			60
M20812-24-20	38	1.1/2″	- 24	1.1/4″ - 11	26,0	31,5	10,5			50
M20812-24-24	38	1.1/2″	- 24	1.1/2″ - 11	32,0	30,5	12,5			60
M20812-24-32	38	1.1/2″	- 24	2″ - 11	42,0	30,0	16,1			70
M20812-32-32	51	2″	- 32	2″ - 11	42,0	31,9	16,1			70

MULTIFIT TYPE

BS STANDARD CONNECTIONS

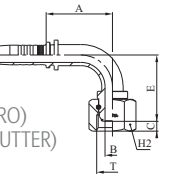

M20892

90° BSP O-RING FEMALE SWEPT ELBOW 60° CONE - BS5200 / ISO 12151-6 (THRUST-WIRE NUT)
HEMBRA BSP CON O-RING CODO DE 90º ASIENTO A 60º - BS5200 / ISO 12151-6 (TUERCA CON SEGURO)
DKOR 90° BOGEN 60° KONUS MIT O-RING (BSP-GEWINDE NACH BS5200 / ISO 12151-6, GESTIFTETE MUTTER)
FEMMINA GAS 90° CONO 60° O-RING - BS5200 / ISO 12151-6 (DADO SPINATO)

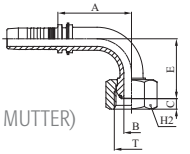

M20893

90° BSP O-RING FEMALE SWEPT ELBOW 60° CONE - BS5200 / ISO 12151-6 (SLIP-ON NUT)
HEMBRA BSP CON O-RING CODO DE 90º ASIENTO A 60º - BS5200 / ISO 12151-6 (TUERCA LIBRE)
DKOR 90° BOGEN 60°KONUS MIT O-RING (BSP-GEWINDE NACH BS5200 / ISO 12151-6 HINTERLEGTE MUTTER)
FEMMINA GAS 90° CONO 60° O-RING BS5200 / ISO 12151-6 (DADO PASSANTE)

PART. REF.	HOSE BORE			THREAD	DIMENSIONS mm					
	DN	inch	Size	T	B	A	C	E		H_2
M20893-03-04	5	3/16″	- 03	1/4″ - 19	4,0	29,0	4,9	29,0		19
M20893-04-04	6	1/4″	- 04	1/4″ - 19	4,0	28,5	4,9	28,5		19
M20892-06-04	10	3/8″	-06	1/4″ - 19	4,0	35,5	4,9	33,0		19
M20893-06-06	10	3/8″	- 06	3/8″ - 19	7,0	35,5	6,1	36,0		22
M20893-08-08	12	1/2″	- 08	1/2″ - 14	9,3	44,5	6,5	42,0		27
M20892-10-10	16	5/8″	- 10	5/8″ - 14	12,5	53,0	9,7	55,0		30
M20892-12-12	19	3/4″	- 12	3/4″ - 14	15,0	61,5	8,5	60,0		32
M20892-12-16	19	3/4″	- 12	1″ - 11	19,8	61,5	10,5	62,0		38
M20892-16-12	25	1″	- 16	3/4″ - 14	15,0	79,5	8,5	60,0		32
M20892-16-16	25	1″	- 16	1″ - 11	19,8	79,5	10,6	76,0		38
M20892-16-20	25	1″	- 16	1.1/4″ - 11	26,1	79,5	10,5	78,5		50
M20892-20-16	31	1.1/4″	- 20	1″ - 11	19,8	79,5	10,5	76,0		38
M20892-20-20	31	1.1/4″	- 20	1.1/4″ - 11	26,0	90,5	10,5	83,5		50
M20892-20-24	31	1.1/4″	- 20	1.1/2″ - 11	32,1	90,5	12,5	84,5		60
M20892-24-20	38	1.1/2″	- 24	1.1/4″ - 11	26,0	95,0	10,5	90,5		50
M20892-24-24	38	1.1/2″	- 24	1.1/2″ - 11	32,0	108,0	12,5	98,5		60
M20892-32-32	51	2″	- 32	2″ - 11	42,0	131,0	16,1	110,5		70

M20842

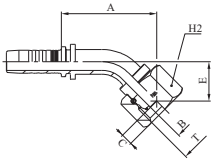

45° BSP O-RING FEMALE SWEPT ELBOW 60° CONE BS5200 / ISO 12151-6 (THRUST-WIRE NUT)
HEMBRA BSP CON O-RING CODO DE 45º ASIENTO A 60º
BS5200 / ISO 12151-6 (TUERCA CON SEGURO)
DKOR 45° BOGEN 60° KONUS MIT O-RING
(BSP-GEWINDE NACH BS5200 / ISO 12151-6, GESTIFTETE MUTTER)
FEMMINA GAS 45° CONO 60° O-RING
BS5200 / ISO 12151-6 (DADO SPINATO)

M20843

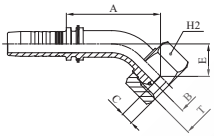

45° BSP O-RING FEMALE SWEPT ELBOW 60° CONE BS5200 / ISO 12151-6 (SLIP-ON NUT)
HEMBRA BSP CON O-RING CODO DE 45º ASIENTO A 60º
BS5200 / ISO 12151-6 (TUERCA LIBRE)
DKOR 45° BOGEN 60° KONUS MIT O-RING
(BSP-GEWINDE NACH BS5200 / ISO 12151-6, HINTERLEGTE MUTTER)
FEMMINA GAS 45° CONO 60° O-RING
BS5200 / ISO 12151-6 (DADO PASSANTE)

PART. REF.	HOSE BORE			THREAD	DIMENSIONS mm					
	DN	inch	Size	T	B	A	C	E		H2
M20843-04-04	6	1/4″	- 04	1/4″ -19	4,0	36,0	4,9	15,0		19
M20843-06-06	10	3/8″	- 06	3/8″ -19	7,0	44,5	6,1	18,5		22
M20843-08-08	12	1/2″	- 08	1/2″ -14	9,3	52,0	6,5	20,5		27
M20842-10-10	16	5/8″	- 10	5/8″ -14	12,5	63,5	9,7	27,5		30
M20842-12-12	19	3/4″	- 12	3/4″ -14	15,5	71,0	8,5	29,0		32
M20842-16-12	25	1″	- 16	3/4″ -14	15,0	79,5	8,5	29,0		32
M20842-16-16	25	1″	- 16	1″ -11	19,8	90,5	10,6	35,6		38
M20842-16-20	25	1″	- 16	1.1/4″ - 11	26,0	93,0	10,5	38,0		50
M20842-20-20	31	1.1/4″	- 20	1.1/4″ - 11	26,0	101,5	10,5	39,0		50
M20842-20-24	31	1.1/4″	- 20	1.1/2″ - 11	32,0	118,5	12,5	40,5		60
M20842-24-20	38	1.1/2″	- 24	1.1/4″ - 11	26,0	106,5	10,5	42,0		50
M20842-24-24	38	1.1/2″	- 24	1.1/2″ -11	32,0	118,0	12,5	45,0		60
M20842-32-32	51	2″	- 32	2″ -11	42,0	134,0	16,1	47,0		70

M20882F

90° BSP O-RING FEMALE COMPACT ELBOW 60° CONE
BS5200 / ISO 12151-6 (THRUST-WIRE NUT)
HEMBRA BSP CON O-RING CODO COMPACTO DE 90º ASIENTO A 60º
BS5200 / ISO 12151-6 (TUERCA CON SEGURO)
DKOR 90° KOMPAKTBOGEN 60° KONUS MIT O-RING
(BSP-GEWINDE NACH BS5200 / ISO 12151-6, GESTIFTETE MUTTER)
FEMMINA GAS 90° CONO 60° O-RING TIPO COMPATTO
BS5200 / ISO 12151-6 (DADO SPINATO)

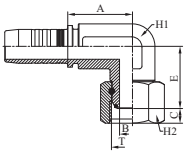

PART. REF.	HOSE BORE			THREAD	DIMENSIONS mm					
	DN	inch	Size	T	B	A	C	E	H_1	H_2
M20882-04-04F	6	1/4″	- 04	1/4″ - 19	4,0	20,0	4,9	22,0	14	19
M20882-06-06F	10	3/8″	- 06	3/8″ - 19	7,0	23,1	6,1	27,5	19	22
M20882-08-08F	12	1/2″	- 08	1/2″ - 14	9,3	24,9	6,5	31,1	22	27
M20882-10-10F	16	5/8″	- 10	5/8″ - 14	12,5	24,6	9,7	32,5	24	28
M20882-12-12F	19	3/4″	- 12	3/4″ - 14	15,0	37,5	8,5	36,0	27	32
M20882-16-16F	25	1″	- 16	1″ - 11	20,0	51,8	10,6	44,0	36	38

M10610

BSP MALE FLAT SEAT
MACHO BSP CARA PLANA
AGR FLACH DICHTEND
MASCHIO GAS CILINDRICO SEDE PIANA

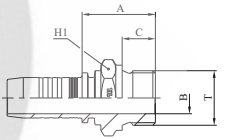

PART. REF.	HOSE BORE			THREAD	DIMENSIONS mm					
	DN	inch	Size	T	B	A	C		H_1	
M10610-04-04	6	1/4″	- 04	1/4″ - 19	6,0	25,5	11,0		19	
M10610-06-06	10	3/8″	- 06	3/8″ - 19	9,5	28,1	12,0		22	
M10610-06-08	10	3/8″	- 06	1/2″ - 14	13,0	30,6	14,0		27	
M10610-08-08	12	1/2″	- 08	1/2″ - 14	13,0	31,1	14,0		27	
M10610-12-12	19	3/4″	- 12	3/4″ - 14	18,0	35,5	16,0		32	

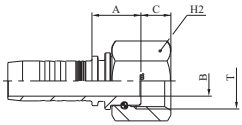

M20612

BSP FEMALE FLAT SEAT (THRUST-WIRE NUT)
HEMBRA BSP CARA PLANA (TUERCA CON SEGURO)
DKR FLACHDICHTEND (BSP-GEWINDE, GESTIFTETE MUTTER)
FEMMINA GAS SEDE PIANA (DADO SPINATO)

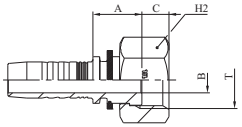

M20613

BSP FEMALE FLAT SEAT (SLIP-ON NUT)
HEMBRA BSP CARA PLANA (TUERCA LIBRE)
DKR FLACHDICHTEND (BSP-GEWINDE, HINTERLEGTE MUTTER)
FEMMINA GAS SEDE PIANA (DADO PASSANTE)

PART. REF.	HOSE BORE			THREAD	DIMENSIONS mm					
	DN	inch	Size	T	B	A	C			H_2
M20613-04-04	6	1/4″	- 04	1/4″ - 19	4,0	14,5	7,9			19
M20613-05-06	8	5/16″	- 05	3/8″ - 19	7,0	16,0	9,0			22
M20613-06-06	10	3/8″	- 06	3/8″ - 19	7,0	16,6	9,0			22
M20613-06-08	10	3/8″	- 06	1/2″ - 14	9,3	17,5	9,8			27
M20613-08-08	12	1/2″	08	1/2″ - 14	9,3	17,9	9,8			27
M20612-08-12	12	1/2″	- 08	3/4″ - 14	15,0	20,9	11,5			32
M20612-10-12	16	5/8″	- 10	3/4″ - 14	15,0	20,7	11,5			32
M20612-12-12	19	3/4″	- 12	3/4″ -14	15,0	22,0	11,5			32
M20612-12-16	19	3/4″	- 12	1″ - 11	19,8	23,5	13,0			38
M20612-16-16	25	1″	- 16	1″ - 11	19,8	24,8	13,0			38

M12510

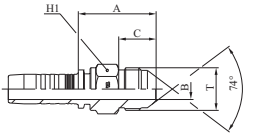

JIC MALE 37° CONE - SAE J516 / ISO 12151-5
MACHO JIC ASIENTO A 37º - SAE J516 / ISO 12151-5
AGJ 37° AUSSENKONUS (UNF-GEWINDE NACH SAE J516 / ISO 12151-5)
MASCHIO JIC CONO 37° - SAE J516 / ISO 12151-5

PART. REF.	HOSE BORE			THREAD	DIMENSIONS mm				
	DN	inch	Size	T	B	A	C		H_1
M12510-04-04	6	1/4"	- 04	7/16" - 20	4,0	28,0	14,0		12
M12510-04-05	6	1/4"	- 04	1/2" - 20	5,5	29,0	14,0		14
M12510-04-06	6	1/4"	- 04	9/16" - 18	7,0	29,0	14,0		17
M12510-05-04	8	5/16"	- 05	7/16" - 20	4,0	29,0	14,0		14
M12510-05-05	8	5/16"	- 05	1/2" - 20	5,5	29,0	14,0		14
M12510-05-06	8	5/16"	- 05	9/16" - 18	7,0	29,0	14,0		17
M12510-06-05	10	3/8"	- 06	1/2" - 20	5,5	29,5	14,0		17
M12510-06-06	10	3/8"	- 06	9/16" - 18	7,0	29,6	14,0		17
M12510-06-08	10	3/8"	- 06	3/4" - 16	9,3	34,1	16,5		19
M12510-06-10	10	3/8"	- 06	7/8" - 14	12,5	38,6	19,5		24
M12510-08-06	12	1/2"	- 08	9/16" - 18	7,0	32,0	14,0		19
M12510-08-08	12	1/2"	- 08	3/4" - 16	9,3	34,4	16,5		19
M12510-08-10	12	1/2"	- 08	7/8" - 14	12,5	38,9	19,5		24
M12510-08-12	12	1/2"	- 08	1.1/16" - 12	15,0	42,9	22,0		27
M12510-10-10	16	5/8"	- 10	7/8" - 14	12,5	39,2	19,5		24
M12510-10-12	16	5/8"	- 10	1.1/16" - 12	15,0	42,7	22,0		27
M12510-12-10	19	3/4"	- 12	7/8" - 14	12,5	41,5	19,5		27
M12510-12-12	19	3/4"	- 12	1.1/16" - 12	15,0	44,0	22,0		27
M12510-12-14	19	3/4"	- 12	1.3/16" - 12	16,0	44,5	22,5		32
M12510-12-16	19	3/4"	- 12	1.5/16" - 12	19,8	47,0	23,0		34
M12510-16-12	25	1"	- 16	1.1/16" - 12	15,0	44,8	22,0		32
M12510-16-16	25	1"	- 16	1.5/16" - 12	19,8	47,8	23,0		34
M12510-16-20	25	1"	- 16	1.5/8" - 12	26,0	52,8	24,3		42
M12510-20-20	31	1.1/4"	- 20	1.5/8" - 12	26,0	53,5	24,3		42
M12510-20-24	31	1.1/4"	- 20	1.7/8" - 12	32,0	60,5	27,5		50
M12510-24-24	38	1.1/2"	- 24	1.7/8" - 12	32,0	60,5	27,5		50
M12510-32-32	51	2"	- 32	2.1/2" - 12	42,0	71,8	34,0		65

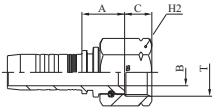

M22512

JIC FEMALE 37° CONE SEAT - SAE J516 / ISO 12151-5 (THRUST-WIRE NUT)
HEMBRA JIC ASIENTO A 37º - SAE J516 / ISO 12151-5 (TUERCA CON SEGURO)
DKJ 37° DICHTKOPF (UNF-GEWINDE NACH SAE J516 / ISO 12151-5, GESTIFTETE MUTTER)
FEMMINA JIC CONO 37° - SAE J516 / ISO 12151-5 (DADO SPINATO)

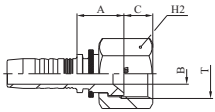

M22513

JIC FEMALE 37° CONE SEAT - SAE J516 / ISO 12151-5 (SLIP-ON NUT)
HEMBRA JIC ASIENTO A 37º - SAE J516 / ISO 12151-5 (TUERCA LIBRE)
DKJ 37° DICHTKOPF (UNF-GEWINDE NACH SAE J516 / ISO 12151-5, HINTERLEGTE MUTTER)
FEMMINA JIC CONO 37° - SAE J516 / ISO 12151-5 (DADO PASSANTE)

PART. REF.	HOSE BORE			THREAD	DIMENSIONS mm					
	DN	inch	Size	T	B	A	C			H_2
M22513-03-04	5	3/16″	- 03	7/16″ - 20	3,0	15,1	9,0			15
M22512-03-05	5	3/16″	- 03	1/2″ - 20	4,0	15,5	9,2			17
M22512-04-04	6	1/4″	- 04	7/16″ - 20	4,0	15,5	8,2			17
M22512-04-05	6	1/4″	- 04	1/2″ - 20	4,0	15,8	9,2			17
M22513-04-06	6	1/4″	- 04	9/16″ - 18	4,0	16,5	9,8			19
M22512-05-04	8	5/16″	- 05	7/16″ - 20	4,0	15,5	8,2			17
M22512-05-05	8	5/16″	- 05	1/2″ - 20	5,5	16,0	9,2			17
M22512-05-06	8	5/16″	- 05	9/16″ - 18	7,0	15,7	9,7			19
M22513-05-08	8	5/16″	- 05	3/4″ - 16	5,5	16,7	10,7			22
M22512-06-05	10	3/8″	- 06	1/2″ - 20	5,5	16,6	9,5			17
M22512-06-06	10	3/8″	- 06	9/16″ - 18	7,0	16,1	9,2			19
M22513-06-08	10	3/8″	- 06	3/4″ - 16	7,0	17,3	10,7			22
M22513-06-10	10	3/8″	- 06	7/8″ - 14	9,3	18,1	12,4			27
M22512-08-08	12	1/2″	- 08	3/4″ - 16	9,3	19,9	10,2			22
M22513-08-10	12	1/2″	- 08	7/8″ - 14	9,3	18,5	12,4			27
M22513-08-12	12	1/2″	- 08	1.1/16″ - 12	12,5	21,8	13,8			32
M22512-10-10	16	5/8″	- 10	7/8″ - 14	12,5	19,9	12,3			27
M22513-10-12	16	5/8″	- 10	1.1/16″ - 12	12,5	21,7	13,8			32
M22512-12-08	19	3/4″	- 12	3/4″ - 16	9,3	21,5	10,2			22
M22512-12-10	19	3/4″	- 12	7/8″ - 14	12,5	21,5	12,3			27
M22512-12-12	19	3/4″	- 12	1.1/16″ - 12	15,0	22,5	14,2			32
M22512-12-14	19	3/4″	- 12	1.3/16″ - 12	15,0	23,1	14,8			36
M22512-12-16	19	3/4″	- 12	1.5/16″ - 12	19,8	23,0	15,2			38
M22512-16-12	25	1″	- 16	1.1/16″ - 12	15,0	23,3	14,4			32
M22512-16-16	25	1″	- 16	1.5/16″ - 12	19,8	23,8	15,2			38
M22512-16-20	25	1″	- 16	1.5/8″ - 12	26,0	29,8	16,2			50
M22512-20-20	31	1.1/4″	- 20	1.5/8″ - 12	26,0	30,0	16,2			50
M22512-20-24	31	1.1/4″	- 20	1.7/8″ - 12	32,0	35,0	18,8			60
M22512-24-24	38	1.1/2″	- 24	1.7/8″ - 12	32,0	35,0	18,8			60
M22512-32-24	51	2″	- 32	1.7/8″ - 12	32,0	37,0	18,8			60
M22512-32-32	51	2″	- 32	2.1/2″ - 12	44,0	35,4	24,0			75

SAE STANDARD CONNECTIONS

M22711

JIC FEMALE 37° CONE SEAT DOUBLE HEXAGON - SAE J516 / ISO 12151-5 (CRIMPED-BACK NUT)
HEMBRA JIC ASIENTO A 37º DOBLE TUERCA - SAE J516 / ISO 12151-5 (TUERCA PRENSADA)
DKJ 37° MIT KONTERSECHSKANT (UNF GEWINDE NACH SAE J516 / ISO 12151-5, VORGEKRIMPTE MUTTER)
FEMMINA JIC CONO 37° DOPPIO ESAGONO SAE J516 / ISO 12151-5 (DADO PRESSATO)

M22711K

JIC FEMALE 37° CONE SEAT DOUBLE HEXAGON - SAE J516 / ISO 12151-5 (CRIMPED-BACK COMPACT NUT)
HEMBRA JIC ASIENTO A 37º DOBLE TUERCA
SAE J516 / ISO 12151-5 (TUERCA TIPO COMPACTO PRENSADA)
DKJ (KOMPAKT) 37° MIT KONTERSECHSKANT
(UNF GEWINDE NACH SAE J516 / ISO 12151-5, VORGEKRIMPTE MUTTER)
FEMMINA JIC CONO 37° DOPPIO ESAGONO
SAE J516 / ISO 12151-5 (DADO PRESSATO COMPATTO)

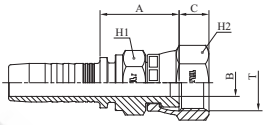

PART. REF.	HOSE BORE			THREAD	DIMENSIONS mm					
	DN	inch	Size	T	B	A	C		H_1	H_2
M22711-03-04K	5	3/16″	- 03	7/16″ - 20	4,0	20	9		12	15
M22711-04-04K	6	1/4″	- 04	7/16″ - 20	4,0	20,5	9		12	15
M22711-04-06K	6	1/4″	- 04	9/16″ - 18	7,0	21,6	9,5		14	17
M22711-06-06K	10	3/8″	- 06	9/16″ - 18	7,0	22,1	9,5		17	17
M22711-06-08	10	3/8″	- 06	3/4″ - 16	9,3	21,7	10,7		19	22
M22711-08-08	12	1/2″	- 08	3/4″ - 16	9,3	26,9	10,7		19	22
M22711-08-10K	12	1/2″	- 08	7/8″ - 14	9,3	29,6	12,5		22	25
M22711-10-10K	16	5/8″	- 10	7/8″ - 14	9,3	29,5	12,5		22	25
M22711-12-12	19	3/4″	- 12	1.1/16″ - 12	15	30,1	14,1		27	32
M22711-16-16	25	1″	- 16	1.5/16″ - 12	19,8	35,5	15,3		32	38
M22711-20-20	31	1.1/4″	- 20	1.5/8″ - 12	26,0	42,0	16,1		41	50
M22711-24-24	38	1.1/2″	- 24	1.7/8″ - 12	32,0	46,5	18,6		50	60
M22711-32-32	51	2″	- 32	2.1/2″ - 12	42,0	50,5	23,5		65	75

M22712K

JIC FEMALE 37° CONE SEAT DOUBLE HEXAGON - SAE J516 / ISO 12151-5 (THRUST-WIRE COMPACT NUT)

HEMBRA JIC ASIENTO A 37° DOBLE TUERCA
SAE J516 / ISO 12151-5 (TUERCA TIPO COMPACTO CON SEGURO)
DKJ KOMPAKT 37° DK MIT KONTERSECHSKANT
(UNF-GEWINDE NACH SAE J516 / ISO 12151-5, GESTIFTETE MUTTER)
FEMMINA JIC CONO 37° DOPPIO ESAGONO
SAE J516 / ISO 12151-5 (DADO SPINATO COMPATTO)

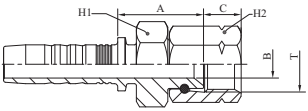

PART. REF.	HOSE BORE			THREAD	DIMENSIONS mm					
	DN	inch	Size	T	B	A	C		H_1	H_2
M22712-03-04K	5	3/16″	- 03	7/16″ - 20	4,0	20,5	8,2		12	15
M22712-04-04K	6	1/4″	- 04	7/16″ - 20	4,0	21,0	8,2		12	15
M22712-04-06K	6	1/4″	- 04	9/16″ - 18	7,0	24,1	9,2		14	17
M22712-06-06K	10	3/8″	- 06	9/16″ - 18	7,0	24,6	9,2		17	17
M22712-08-10K	12	1/2″	- 08	7/8″ - 14	12,5	28,4	12,6		22	25
M22712-10-10K	16	5/8″	- 10	7/8″ - 14	12,5	29,0	12,6		22	25

M22712

JIC FEMALE 37° CONE SEAT DOUBLE HEXAGON SAE J516 / ISO 12151-5 (THRUST-WIRE NUT)
HEMBRA JIC ASIENTO A 37º DOBLE TUERCA SAE J516 / ISO 12151-5 (TUERCA CON SEGURO)
DKJ 37° DK MIT KONTERSECHSKANT
(UNF-GEWINDE NACH SAE J516 / ISO 12151-5, GESTIFTETE MUTTER)
FEMMINA JIC CONO 37° DOPPIO ESAGONO
SAE J516 / ISO 12151-5 (DADO SPINATO)

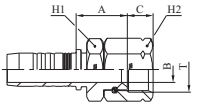

PART. REF.	HOSE BORE			THREAD	DIMENSIONS mm					
	DN	inch	Size	T	B	A	C		H_1	H_2
M22712-03-04	5	3/16″	- 03	7/16″ - 20	4,0	20,5	8,2		12	17
M22712-04-04	6	1/4″	- 04	7/16″ - 20	4,0	21,0	8,2		12	17
M22712-04-05	6	1/4″	- 04	1/2″ - 20	4,0	21,5	9,2		12	17
M22712-04-06	6	1/4''	- 04	9/16″ - 18	7,0	24,1	9,2		14	19
M22712-05-05	8	5/16''	- 05	1/2″ - 20	5,5	21,5	9,2		14	17
M22712-05-06	8	5/16''	- 05	9/16″ - 18	7,0	24,1	9,2		14	19
M22712-05-08	8	5/16''	- 05	3/4″ - 16	9,3	26,0	10,6		19	22
M22712-06-04	10	3/8″	- 06	7/16″ - 20	4,0	24,5	8,2		17	17
M22712-06-05	10	3/8″	- 06	1/2″ - 20	5,5	25,0	9,2		17	17
M22712-06-06	10	3/8″	- 06	9/16″ - 18	7,0	24,6	9,2		17	19
M22712-06-08	10	3/8″	- 06	3/4″ - 16	9,3	27,1	10,2		19	22
M22712-06-10	10	3/8″	- 06	7/8″ - 14	12,5	28,0	12,3		22	27
M22712-08-06	12	1/2″	- 08	9/16″ - 18	7,0	24,7	9,2		19	19
M22712-08-08	12	1/2″	- 08	3/4″ - 16	9,3	27,4	10,2		19	22
M22712-08-10	12	1/2″	- 08	7/8″ - 14	12,5	28,4	12,3		22	27
M22712-08-12	12	1/2″	- 08	1.1/16″ - 12	14,0	30,0	14,2		27	32
M22712-10-08	16	5/8″	- 10	3/4″ - 16	9,3	28,5	10,2		22	22
M22712-10-10	16	5/8″	- 10	7/8″ - 14	12,5	29,0	12,3		22	27
M22712-10-12	16	5/8″	- 10	1.1/16″ - 12	15,0	29,5	14,2		27	32
M22712-12-08	19	3/4″	12	3/4″ - 16	9,3	30,0	10,2		27	22
M22712-12-10	19	3/4″	- 12	7/8″ - 14	12,5	30,0	12,3		27	27
M22712-12-12	19	3/4″	- 12	1.1/16″ - 12	15,0	31,5	14,2		27	32
M22712-12-14	19	3/4″	- 12	1.3/16″ - 12	15,0	33,0	14,8		30	36
M22712-12-16	19	3/4″	- 12	1.5/16″ - 12	19,8	32,5	15,2		32	38
M22712-16-12	25	1″	- 16	1.1/16″ - 12	12,5	33,8	14,2		32	32
M22712-16-16	25	1″	- 16	1.5/16″ - 12	19,8	34,3	15,2		32	38
M22712-16-20	25	1″	- 16	1.5/8″ - 12	26,0	42,8	16,2		41	50
M22712-20-16	31	1.1/4″	- 20	1.5/16″ - 12	19,8	36,0	15,2		38	38
M22712-20-20	31	1.1/4″	- 20	1.5/8″ - 12	26,0	43,5	16,2		41	50
M22712-24-24	38	1.1/2″	- 24	1.7/8″ - 12	32,0	51,0	18,8		50	60
M22712-32-32	51	2″	- 32	2.1/2″ - 12	42,0	55,5	24,0		65	75

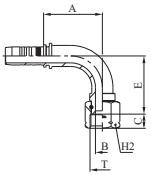

M22592

90° JIC FEMALE SWEPT ELBOW 37° CONE SEAT - SAE J516 / ISO 12151-5 (THRUST-WIRE NUT)
HEMBRA JIC CODO DE 90º ASIENTO A 37º - SAE J516 / ISO 12151-5 (TUERCA CON SEGURO)
DKJ 90° BOGEN 37° DICHTKOPF (UNF-GEWINDE NACH SAE J516 / ISO 12151-5, GESTIFTETE MUTTER)
FEMMINA JIC 90° CONO 37° SAE J516 / ISO 12151-5 (DADO SPINATO)

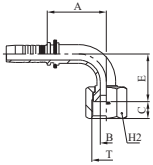

M22593

90° JIC FEMALE SWEPT ELBOW 37° CONE SEAT - SAE J516 / ISO 12151-5 (SLIP-ON NUT)
HEMBRA JIC CODO DE 90º ASIENTO A 37º - SAE J516 / ISO 12151-5 (TUERCA LIBRE)
DKJ 90° BOGEN 37° DICHTKOPF (UNF-GEWINDE NACH SAE J516 / ISO 12151-5, HINTERLEGTE MUTTER)
FEMMINA JIC 90° CONO 37° SAE J516 / ISO 12151-5 (DADO PASSANTE)

PART. REF.	HOSE BORE			THREAD	DIMENSIONS mm					
	DN	inch	Size	T	B	A	C	E		H_2
M22593-03-04	5	3/16″	- 03	7/16″ - 20	3,0	26,0	9,0	23,5		15
M22592-04-04	6	1/4″	- 04	7/16″ - 20	4,0	28,5	8,2	27,0		17
M22592-04-05	6	1/4″	- 04	1/2″ - 20	4,0	28,5	9,2	27,5		17
M22593-04-06	6	1/4″	- 04	9/16″ - 18	4,0	29,5	9,8	28,0		19
M22593-04-08	6	1/4″	- 04	3/4″ - 16	7,0	29,3	11,0	30,5		22
M22592-05-05	8	5/16″	- 05	1/2″ - 20	5,5	29,5	9,2	27,5		17
M22592-05-06	8	5/16″	- 05	9/16″ - 18	7,0	31,0	9,2	28,5		19
M22592-06-05	10	3/8″	- 06	1/2″ - 20	5,5	30,1	9,5	26,5		17
M22592-06-06	10	3/8″	- 06	9/16″ - 18	7,0	35,5	9,2	32,5		19
M22593-06-08	10	3/8″	- 06	3/4″ - 16	7,0	36,5	10,7	29,5		22
M22593-06-10	10	3/8″	- 06	7/8″ - 14	9,3	36,5	12,4	31,5		27
M22592-08-06	12	1/2″	- 08	9/16″ - 18	7,0	37,0	9,2	33,0		19
M22592-08-08	12	1/2″	- 08	3/4″ - 16	9,3	44,0	10,2	41,0		22
M22593-08-10	12	1/2″	- 08	7/8″ - 14	9,3	45,0	12,4	36,0		27
M22593-08-12	12	1/2″	- 08	1.1/16″ - 12	12,5	45,0	13,8	36,0		32
M22592-10-10	16	5/8″	- 10	7/8″ - 14	12,5	53,5	12,3	52,5		27
M22593-10-12	16	5/8″	- 10	1.1/16″ - 12	12,5	51,5	13,8	50 ,0		32
M22592-12-10	19	3/4″	- 12	7/8″ - 14	12,5	55,0	12,3	52,5		27
M22592-12-12	19	3/4″	- 12	1.1/16″ - 12	15,0	62,0	14,2	58,0		32
M22592-12-14	19	3/4″	- 12	1.3/16″ - 12	15,0	62,0	14,8	58,0		36
M22592-12-16	19	3/4″	- 12	1.5/16″ - 12	19,8	62,0	15,2	57,5		38
M22592-16-16	25	1″	- 16	1.5/16″ - 12	19,8	77,0	15,2	67,0		38
M22592-16-20	25	1″	- 16	1.5/8″ - 12	26,0	77,5	16,2	74,5		50
M22592-20-20	31	1.1/4″	- 20	1.5/8″ - 12	26,0	90,5	16,2	86,5		50
M22592-20-24	31	1.1/4″	- 20	1.7/8″ - 12	32,0	90,5	18,8	91,0		60
M22592-24-24	38	1.1/2″	- 24	1.7/8″ - 12	32,0	108,0	18,8	100,5		60
M22592-32-32	51	2″	- 32	2.1/2″ - 12	44,0	142,0	24,0	137,0		75

SAE STANDARD CONNECTIONS

M24792

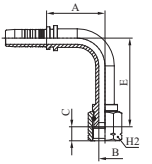

90° JIC FEMALE LONG DROP ELBOW 37° CONE SEAT - SAE J516 / ISO 12151-5 (THRUST-WIRE NUT)
HEMBRA JIC CODO LARGO DE 90º ASIENTO A 37º - SAE J516 / ISO 12151-5 (TUERCA CON SEGURO)
DKJ 90° BOGEN 37° DICHTKOPF (UNF-GEWINDE NACH SAE J516 / ISO 12151-5, GESTIFTETE MUTTER)
FEMMINA JIC 90° CONO 37° CURVA LUNGA - SAE J516 / ISO 12151-5 (DADO SPINATO)

M24793

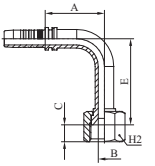

90° JIC FEMALE LONG DROP ELBOW 37° CONE SEAT - SAE J516 / ISO 12151-5 (SLIP-ON NUT)
HEMBRA JIC CODO LARGO DE 90º ASIENTO A 37º - SAE J516 / ISO 12151-5 (TUERCA LIBRE)
DKJ 90° BOGEN 37° DICHTKOPF (UNF-GEWINDE NACH SAE J516 / ISO 12151-5, HINTERLEGTE MUTTER)
FEMMINA JIC 90° CONO 37° CURVA LUNGA - SAE J516 / ISO 12151-5 (DADO PASSANTE)

PART. REF.	HOSE BORE			THREAD	DIMENSIONS mm					
	DN	inch	Size	T	B	A	C	E		H_2
M24792-04-04	6	1/4"	- 04	7/16" - 20	4,0	28,5	8,2	45,0		17
M24792-04-05	6	1/4"	- 04	1/2" - 20	4,0	28,5	9,2	45,0		17
M24793-04-06	6	1/4"	- 04	9/16" - 18	4,0	29,5	9,8	55,5		19
M24792-06-06	10	3/8"	- 06	9/16" - 18	7,0	35,5	9,2	55,0		19
M24793-06-08	10	3/8"	- 06	3/4" - 16	7,0	36,5	10,7	61,5		22
M24792-08-08	12	1/2"	- 08	3/4" - 16	9,4	40,6	10,3	61,5		22
M24793-08-10	12	1/2"	- 08	7/8" - 14	9,4	45,0	12,4	65,0		27
M24792-10-10	16	5/8"	- 10	7/8" - 14	12,5	53,5	12,3	65,5		27
M24792-12-12	19	3/4"	- 12	1.1/16" - 12	15,0	62,0	14,2	94,5		32
M24792-16-16	25	1"	- 16	1.5/16" - 12	19,8	77,0	15,2	110,0		38

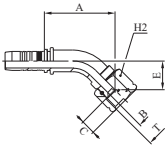

M22542

45° JIC FEMALE SWEPT ELBOW 37° CONE SEAT - SAE J516 / ISO 12151-5 (THRUST-WIRE NUT)
HEMBRA JIC CODO DE 45º ASIENTO A 37º - SAE J516 / ISO 12151-5 (TUERCA CON SEGURO)
DKJ 45° BOGEN 37° DICHTKOPF (UNF-GEWINDE NACH SAE J516 / ISO 12151-5, GESTIFTETE MUTTER)
FEMMINA JIC 45° CONO 37° - SAE J516 / ISO 12151-5 (DADO SPINATO)

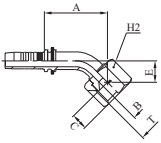

M22543

45° JIC FEMALE SWEPT ELBOW 37° CONE SEAT - SAE J516 / ISO 12151-5 (SLIP-ON NUT)
HEMBRA JIC CODO DE 45º ASIENTO A 37º - SAE J516 / ISO 12151-5 (TUERCA LIBRE)
DKJ 45° BOGEN 37° DICHTKOPF (UND-GEWINDE NACH SAE J516 / ISO 12151-5, HINTERLEGTE MUTTER)
FEMMINA JIC 45° CONO 37° - SAE J516 / ISO 12151-5 (DADO PASSANTE)

PART. REF.	HOSE BORE			THREAD	DIMENSIONS mm					
	DN	inch	Size	T	B	A	C	E		H_2
M22542-03-04	5	3/16″	- 03	7/16″ - 20	4,0	35,0	8,2	14,5		17
M22542-04-04	6	1/4″	- 04	7/16″ - 20	4,0	35,5	8,2	14,5		17
M22542-04-05	6	1/4″	- 04	1/2″ - 20	4,0	35,7	9,2	14,5		17
M22543-04-06	6	1/4″	- 04	9/16″ - 18	4,0	35,5	9,8	14,0		19
M22542-05-05	8	5/16″	- 05	1/2″ - 20	5,5	37,5	9,2	14,5		17
M22542-05-06	8	5/16″	- 05	9/16″ - 18	7,0	38,0	9,2	14,5		19
M22542-06-06	10	3/8″	- 06	9/16″ - 18	7,0	42,0	9,2	16,5		19
M22543-06-08	10	3/8″	- 06	3/4″ - 16	7,0	41,0	10,7	14,0		22
M22543-06-10	10	3/8″	- 06	7/8″ - 14	9,3	42,5	12,4	15,5		27
M22542-08-08	12	1/2″	- 08	3/4″ - 16	9,3	52,0	10,2	20,0		22
M22543-08-10	12	1/2″	- 08	7/8″ - 14	9,3	49,5	12,4	17,0		27
M22543-08-12	12	1/2″	- 08	1.1/16″ - 12	12,5	50,0	13,8	17,0		32
M22542-10-10	16	5/8″	- 10	7/8″ - 14	12,5	62,0	12,3	25,5		27
M22543-10-12	16	5/8″	- 10	1.1/16″ - 12	12,5	60,0	13,8	24,0		32
M22542-12-12	19	3/4″	- 12	1.1/16″ - 12	15,0	70,0	14,2	27,5		32
M22542-12-14	19	3/4″	- 12	1.3/16″ - 12	15,0	69,0	14,8	27,5		36
M22542-12-16	19	3/4″	- 12	1.5/16″ - 12	19,8	70,0	15,2	27,5		38
M22542-16-12	25	1″	- 16	1.1/16″ - 12	15,0	72,5	14,2	27,5		32
M22542-16-16	25	1″	- 16	1.5/16″ - 12	19,8	86,0	15,2	32,0		38
M22542-16-20	25	1″	- 16	1.5/8″ - 12	26,0	90,0	16,2	36,0		50
M22542-20-20	31	1.1/4″	- 20	1.5/8″ - 12	26,0	103,5	16,2	41,5		50
M22542-20-24	31	1.1/4″	- 20	1.7/8″ - 12	32,0	106,5	18,8	44,5		60
M22542-24-24	38	1.1/2″	- 24	1.7/8″ - 12	32,0	119,0	18,8	46,5		60
M22542-32-32	51	2″	- 32	2.1/2″- 12	44,0	163,0	24,0	68,0		75

M22582F

90° JIC FEMALE COMPACT ELBOW 37° CONE SEAT
SAE J516 / ISO 12151-5 (THRUST-WIRE NUT)
HEMBRA JIC CODO COMPACTO DE 90º ASIENTO A 37º
SAE J516 / ISO 12151-5 (TUERCA CON SEGURO)
DKJ 90° KOMPAKT BOGEN 37° DICHTKOPF
(UNF-GEWINDE NACH SAE J516 / ISO 12151-5, GESTIFTETE MUTTER)
FEMMINA JIC 90° TIPO COMPATTO CONO 37°
SAE J516 / ISO 12151-5 (DADO SPINATO)

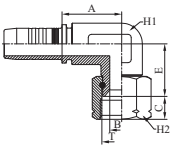

PART. REF.	HOSE BORE			THREAD	DIMENSIONS mm					
	DN	inch	Size	T	B	A	C	E	H_1	H_2
M22582-04-04F	6	1/4″	- 04	7/16″ - 20	4,0	20,0	8,2	20,5	14	17
M22582-04-06F	6	1/4″	- 04	9/16″ - 18	7,0	20,0	9,2	21,5	14	19
M22582-06-06F	10	3/8″	- 06	9/16″ - 18	7,0	23,1	9,2	24,0	19	19
M22582-06-08F	10	3/8″	- 06	3/4″ - 16	9,3	26,6	10,2	28,0	22	22
M22582-08-08F	12	1/2″	- 08	3/4″ - 16	9,3	24,9	10,2	28,0	22	22
M22582-08-10F	12	1/2″	- 08	7/8″ - 14	12,5	24,9	12,3	29,0	22	27
M22582-12-12F	19	3/4″	- 12	1.1/16″ - 12	15,0	37,5	14,2	33,0	27	32
M22582-16-16F	25	1″	- 16	1.5/16″ - 12	20,0	51,8	15,2	40,0	36	38

M12410

ORFS MALE - SAE J516 / ISO 12151-1
MACHO ORFS - SAE J516 / ISO 12151-1
ORFS AUSSENGEWINDE NACH SAE J516 / ISO 12151-1
MASCHIO ORFS - SAE J516 / ISO 12151-1

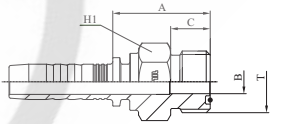

PART. REF.	HOSE BORE			THREAD	DIMENSIONS mm					
	DN	inch	Size	T	B	A	C		H_1	
M12410-04-04	6	1/4″	- 04	9/16″ - 18	4,0	24,0	9,8		16	
M12410-04-06	6	1/4″	- 04	11/16″ - 16	6,7	26,6	11,2		19	
M12410-05-06	8	5/16″	- 05	11/16″ - 16	6,7	27,0	11,2		19	
M12410-06-06	10	3/8″	- 06	11/16″ - 16	6,7	27,6	11,2		19	
M12410-06-08	10	3/8″	- 06	13/16″ - 16	9,3	30,0	12,8		22	
M12410-08-08	12	1/2″	- 08	13/16″ - 16	9,3	30,6	12,8		22	
M12410-08-10	12	1/2″	- 08	1″ - 14	12,5	35,0	15,5		27	
M12410-08-12	12	1/2″	- 08	1.3/16″ - 12	15,0	37,5	17,0		32	
M12410-10-08	16	5/8″	- 10	13/16″ - 16	9,3	30,5	12,8		22	
M12410-10-10	16	5/8″	- 10	1″ - 14	12,5	34,7	15,5		27	
M12410-10-12	16	5/8″	- 10	1.3/16″ - 12	15,0	37,5	17,0		32	
M12410-12-12	19	3/4″	- 12	1.3/16″ - 12	15,0	39,0	17,0		32	
M12410-12-16	19	3/4″	- 12	1.7/16″ - 12	19,8	40,5	17,5		38	
M12410-16-16	25	1″	- 16	1.7/16″ - 12	19,8	41,8	17,5		38	
M12410-16-20	25	1″	- 16	1.11/16″ - 12	26,0	44,0	17,5		46	
M12410-20-20	31	1.1/4″	- 20	1.11/16″ - 12	26,0	46,3	17,5		46	
M12410-24-24	38	1.1/2″	- 24	2″- 12	32,0	48,6	17,5		55	

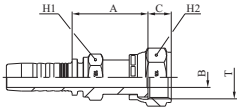

M22411

ORFS FEMALE - SAE J516 / ISO 12151-1 PULLBACK TYPE (CRIMPED BACK-NUT)
HEMBRA ORFS - SAE J516 / ISO 12151-1 CUELLO LARGO (TUERCA PRENSADA)
ORFS IG - SAE J516 / ISO12151-1 RÜCKZUGSAUSFÜHRUNG (VERPRESSTE MUTTER)
FEMMINA ORFS - SAE J516 / ISO 12151-1 VERSIONE RETRAIBILE (DADO PRESSATO)

PART. REF.	HOSE BORE			THREAD	DIMENSIONS mm					
	DN	inch	Size	T	B	A	C		H_1	H_2
M22411-04-04	6	1/4″	- 04	9/16″ - 18	4,0	27,5	8,0		13	19
M22411-04-06	6	1/4″	- 04	11/16″ - 16	7,0	30,0	9,5		16	22
M22411-04-08	6	1/4″	- 04	13/16″ - 16	9,3	34,5	11,0		19	24
M22411-05-04	8	5/16″	- 05	9/16″ - 18	4,0	28,5	8,0		16	19
M22411-05-06	8	5/16″	- 05	11/16″ - 16	7,0	30,5	9,5		16	22
M22411-06-04	10	3/8″	- 06	9/16″ - 18	4,0	29,0	8,0		16	19
M22411-06-06	10	3/8″	- 06	11/16″ - 16	7,0	31,1	9,5		16	22
M22411-06-08	10	3/8″	- 06	13/16″ - 16	9,3	35,6	11,0		19	24
M22411-08-06	12	1/2″	- 08	11/16″ - 16	7,0	31,9	9,5		19	22
M22411-08-08	12	1/2″	- 08	13/16″ - 16	9,3	35,9	11,0		19	24
M22411-08-10	12	1/2″	- 08	1″ - 14	11,5	38,4	13,5		24	30
M22411-08-12	12	1/2″	- 08	1.3/16″ - 12	13,9	41,9	14,5		28	36
M22411-10-08	16	5/8″	- 10	13/16″ - 16	9,3	36,0	11,0		24	24
M22411-10-10	16	5/8″	- 10	1″ - 14	11,5	38,7	13,5		24	30
M22411-10-12	16	5/8″	- 10	1.3/16″ - 12	13,9	42,0	14,5		28	36
M22411-12-10	19	3/4″	- 12	1″ - 14	11,5	41,0	13,5		28	30
M22411-12-12	19	3/4″	- 12	1.3/16″ - 12	13,9	43,5	14,5		28	36
M22411-12-16	19	3/4″	- 12	1.7/16″ - 12	19,8	45,5	15,0		36	41
M22411-16-12	25	1″	- 16	1.3/16″ - 12	13,9	45,8	14,5		36	36
M22411-16-16	25	1″	- 16	1.7/16″ - 12	19,8	46,3	15,0		36	41
M22411-16-20	25	1″	- 16	1.11/16″ - 12	26,0	49,5	14,8		41	50
M22411-20-20	31	1.1/4″	- 20	1.11/16″ - 12	26,0	49,0	14,8		41	50
M22411-24-24	38	1.1/2″	- 24	2″ - 12	32,0	54,0	15,8		50	60

M27411

ORFS FEMALE - SAE J516 / ISO 12151-1 SHORT TYPE (CRIMPED BACK-NUT)
HEMBRA ORFS - SAE J516 / ISO 12151-1 CUELLO CORTO (TUERCA PRENSADA)
ORFS VERPRESSTE MUTTER - SAE J516 / ISO 12151-1
KURZE AUSFÜHRUNG (CRIMPED BACK-NUT)
FEMMINA ORFS - SAE J516 / ISO 12151-1 VERSIONE CORTA (DADO PRESSATO)

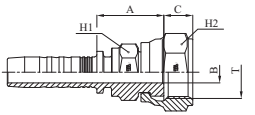

PART. REF.	HOSE BORE			THREAD	DIMENSIONS mm					
	DN	inch	Size	T	B	A	C		H_1	H_2
M27411-04-04	6	1/4″	- 04	9/16″ - 18	4,0	20,5	8,0		13	19
M27411-04-06	6	1/4″	- 04	11/16″ - 16	7,0	22,0	9,5		16	22
M27411-05-06	8	5/16″	- 05	11/16″ - 16	7,0	25,5	9,5		16	22
M27411-06-06	10	3/8″	- 06	11/16″ - 16	7,0	26,0	9,5		16	22
M27411-06-08	10	3/8″	- 06	13/16″ - 16	9,3	25,0	11,0		19	24
M27411-08-08	12	1/2″	- 08	13/16″ - 16	9,3	25,5	11,0		19	24
M27411-08-10	12	1/2″	- 08	1″ - 14	11,5	26,5	13,5		24	30
M27411-08-12	12	1/2″	- 08	1.3/16″ - 12	13,9	29,0	14,5		28	36
M27411-10-10	16	5/8″	- 10	1″ - 14	11,5	26,5	13,5		24	30
M27411-10-12	16	5/8″	- 10	1.3/16″ - 12	13,9	29,0	14,5		28	36
M27411-12-12	19	3/4″	- 12	1.3/16″ - 12	13,9	30,5	14,5		28	36
M27411-16-16	25	1″	- 16	1.7/16″ - 12	19,8	33,0	15,0		36	41

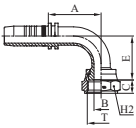

M22491

90° ORFS FEMALE SWEPT ELBOW - SAE J516 / ISO 12151-1 (CRIMPED BACK-NUT)
HEMBRA ORFS CODO DE 90º - SAE J516 / ISO 12151-1 (TUERCA PRENSADA)
DK 90° BOGEN ORFS (UNF-GEWINDE NACH SAE J516 / ISO 12151-1, PRESSMUTTER)
FEMMINA ORFS 90° - SAE J516 / ISO 12151-1 (DADO PRESSATO)

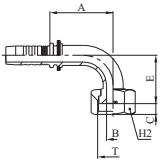

M22493

90° ORFS FEMALE SWEPT ELBOW - SAE J516 / ISO 12151-1 (SLIP-ON NUT)
HEMBRA ORFS CODO DE 90º - SAE J516 / ISO 12151-1 (TUERCA LIBRE)
DK 90° BOGEN ORFS (UNF-GEWINDE NACH SAE J516 / ISO 12151-1, HINTERLEGTE MUTTER)
FEMMINA ORFS 90° - SAE J516 / ISO 12151-1 (DADO PASSANTE)

PART. REF.	HOSE BORE			THREAD	DIMENSIONS mm					
	DN	inch	Size	T	B	A	C	E		H_2
M22493-04-04	6	1/4″	- 04	9/16″ - 18	4,0	27,5	8,2	22,0		17
M22493-04-06	6	1/4″	- 04	11/16″ - 16	7,0	27,5	9,5	22,0		22
M22493-05-06	8	5/16″	- 05	11/16″ - 16	7,0	32,0	9,5	23,0		22
M22491-06-04	10	3/8″	- 06	9/16″ - 18	4,0	28,0	8,0	23,0		19
M22493-06-06	10	3/8″	- 06	11/16″ - 16	6,0	30,0	9,5	24,0		22
M22493-06-08	10	3/8″	- 06	13/16″ - 16	9,3	30,0	11,0	26,5		24
M22491-08-06	12	1/2″	- 08	11/16″ - 16	7,0	30,9	9,5	24,5		22
M22493-08-08	12	1/2″	- 08	13/16″ - 16	9,3	40,5	11,0	30,0		24
M22493-08-10	12	1/2″	- 08	1″ - 14	11,5	40,5	13,5	30,0		30
M22493-08-12	12	1/2″	- 08	1.3/16″ - 12	13,9	39,5	14,5	37,5		36
M22491-10-08	16	5/8″	- 10	13/16″ - 16	9,3	41,5	11,0	34,0		24
M22493-10-10	16	5/8″	- 10	1″ - 14	11,5	48,0	13,5	37,5		30
M22493-10-12	16	5/8″	- 10	1.3/16″ - 12	13,9	48,0	14,5	41,0		36
M22491-12-10	19	3/4″	- 12	1″ - 14	11,5	49,0	13,5	38,0		30
M22493-12-12	19	3/4″	- 12	1.3/16″ - 12	13,9	56,5	14,5	48,0		36
M22493-12-16	19	3/4″	- 12	1.7/16″ - 12	19,8	56,5	14,8	47,5		41
M22491-16-12	25	1″	- 16	1.3/16″ - 12	13,9	57,6	14,5	48,0		36
M22493-16-16	25	1″	- 16	1.7/16″ - 12	19,8	71,5	14,8	56,0		41
M22493-16-20	25	1″	- 16	1.11/16″ - 12	26,0	71,5	14,8	58,5		50
M22493-20-20	31	1.1/4″	- 20	1.11/16″ - 12	26,0	83,0	14,8	66,0		50
M22493-24-24	38	1.1/2″	- 24	2″ - 12	32,0	102,0	14,8	79,5		60

M24493*

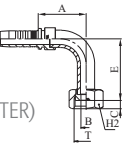

90° ORFS FEMALE LONG DROP ELBOW - SAE J516 / ISO 12151-1 (SLIP-ON NUT)
HEMBRA ORFS CODO DE 90º LARGO - SAE J516 / ISO 12151-1 (TUERCA LIBRE)
DK 90° BOGEN ORFS LANGE SCHENKEL (UNF-GEWINDE NACH SAE J516 / ISO 12151-1, HINTERLEGTE MUTTER)
FEMMINA ORFS A 90° CURVA LUNGA - SAE J516 / ISO 12151-1 (DADO PASSANTE)

PART. REF.	HOSE BORE			THREAD	DIMENSIONS mm					
	DN	inch	Size	T	B	A	C	E		H_2
M24493-04-04	6	1/4″	- 04	9/16″ - 18	4,4	24,5	8,2	45,5		17
M24493-04-06	6	1/4″	- 04	11/16″ - 16	7,0	24,5	9,5	53,5		22
M24493-06-06	10	3/8″	- 06	11/16″ - 16	7,0	31,5	9,5	53,5		22
M24493-06-08	10	3/8″	- 06	13/16″ - 16	6,7	32,0	11,0	53,5		24
M24493-08-08	12	1/2″	- 08	13/16″ - 16	10,0	37,0	11,0	63,5		24
M24493-08-10	12	1/2″	- 08	1″ - 14	9,6	37,0	13,5	64,0		30
M24493-10-10	16	1/2″	- 10	1″ - 14	9,6	41,0	13,5	69,0		30
M24493-10-12	16	5/8″	- 10	1.3/16″ - 12	12,7	41,0	14,5	73,0		36
M24493-12-12	19	5/8″	- 12	1.3/16″ - 12	15,5	45,5	14,5	96,0		36
M24493-16-16	25	1″	- 16	1.7/16″ - 12	20,6	58,5	14,8	113,5		41

* **Brazed solution** / Con soldadura / Lötausführung / Con saldatura

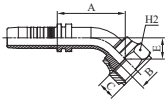

M22441

45° ORFS FEMALE SWEPT ELBOW - SAE J516 / ISO 12151-1 (CRIMPED-BACK NUT)
HEMBRA ORFS CODO DE 45º - SAE J516 / ISO 12151-1 (TUERCA PRENSADA)
DK 45° BOGEN ORFS (UNF-GEWINDE NACH SAE J516 / ISO 12151-1, PRESSMUTTER)
FEMMINA ORFS 45° - SAE J516 / ISO 12151-1 (DADO PRESSATO)

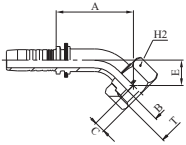

M22443

45° ORFS FEMALE SWEPT ELBOW - SAE J516 / ISO 12151-1 (SLIP-ON NUT)
HEMBRA ORFS CODO DE 45º - SAE J516 / ISO 12151-1 (TUERCA LIBRE)
DK 45° BOGEN ORFS (UNF-GEWINDE NACH SAE J516 / ISO 12151-1, HINTERLEGTE MUTTER)
FEMMINA ORFS 45° - SAE J516 / ISO 12151-1 (DADO PASSANTE)

PART. REF.	HOSE BORE			THREAD	DIMENSIONS mm					
	DN	inch	Size	T	B	A	C	E		H_2
M22443-04-04	6	1/4″	- 04	9/16″ - 18	4,0	31,0	8,2	10,5		17
M22443-04-06	6	1/4″	- 04	11/16″ - 16	7,0	31,0	9,5	10,5		22
M22443-05-06	8	5/16″	- 05	11/16″ - 16	7,0	34,0	9,5	10,5		22
M22443-06-06	10	3/8″	- 06	11/16″ - 16	7,0	32,5	9,5	11,0		22
M22443-06-08	10	3/8″	- 06	13/16″ - 16	9,3	34,0	11,0	12,5		24
M22441-08-06	12	1/2″	- 08	11/16″ - 16	7,0	33,0	9,5	11,0		22
M22443-08-08	12	1/2″	- 08	13/16″ - 16	9,3	42,0	11,0	13,0		24
M22443-08-10	12	1/2″	- 08	1″ - 14	11,5	42,0	13,5	13,5		30
M22443-08-12	12	1/2″	- 08	1.3/16″ - 12	13,9	46,5	14,5	18,5		36
M22443-10-10	16	5/8″	- 10	1″ - 14	11,5	49,0	13,5	16,0		30
M22443-10-12	16	5/8″	- 10	1.3/16″ - 12	13,9	51,5	14,5	18,5		36
M22441-12-10	19	3/4″	- 12	1″ - 14	11,5	50,5	13,5	16,5		30
M22443-12-12	19	3/4″	- 12	1.3/16″ - 12	13,9	60,5	14,5	21,5		36
M22443-12-16	19	3/4″	- 12	1.7/16″ - 12	19,8	61,0	14,8	21,0		41
M22441-16-12	25	1″	- 16	1.3/16″ - 12	14,5	66,0	14,5	21,0		36
M22443-16-16	25	1″	- 16	1.7/16″ - 12	19,8	72,0	14,8	23,5		41
M22443-16-20	25	1″	- 16	1.11/16″ - 12	26,0	74,0	14,8	25,2		50
M22443-20-20	31	1.1/4″	- 20	1.11/16″ - 12	26,0	82,0	14,8	27,0		50
M22443-24-24	38	1.1/2″	- 24	2″ - 12	32,0	98,0	14,8	31,5		60

M13010

SAE MALE O-RING BOSS TYPE - SAE J516 / ISO 11926

MACHO SAE CON O-RING TIPO BOSS - SAE J516 / ISO 11926

AGJO SAE O-RING (UNF-GEWINDE NACH SAE J516 / ISO 11926)

MASCHIO SAE O-RING - SAE J516 / ISO 11926

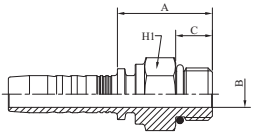

PART. REF.	HOSE BORE			THREAD	DIMENSIONS mm					
	DN	inch	Size	T	B	A	C		H_1	
M13010-04-04	6	1/4"	- 04	7/16" - 20	4,0	24,0	9,1		14	
M13010-04-06	6	1/4"	- 04	9/16" - 18	7,1	24,5	9,9		17	
M13010-06-06	10	3/8"	- 06	9/16" - 18	7,0	25,6	9,9		17	
M13010-06-08	10	3/8"	- 06	3/4" - 16	9,3	28,6	11,1		22	
M13010-06-10	10	3/8"	- 06	7/8" - 14	12,5	31,5	12,7		25	
M13010-08-08	12	1/2"	- 08	3/4" - 16	9,3	28,9	11,1		22	
M13010-08-10	12	1/2"	- 08	7/8" - 14	12,5	31,9	12,7		25	
M13010-08-12	12	1/2"	- 08	1.1/16" - 12	15,0	38,5	15,1		32	
M13010-10-10	16	5/8"	- 10	7/8" - 14	12,5	32,0	12,7		25	
M13010-10-12	16	5/8"	- 10	1.1/16" - 12	15,0	37,7	15,1		32	
M13010-12-12	19	3/4"	- 12	1.1/16" - 12	15,0	39,5	15,1		32	
M13010-12-16	19	3/4"	- 12	1.5/16" - 12	19,8	40,0	15,1		38	
M13010-16-16	25	1"	- 16	1.5/16" - 12	19,8	41,0	15,1		38	
M13010-20-20	31	1.1/4"	- 20	1.5/8" - 12	26,0	43,5	15,1		46	

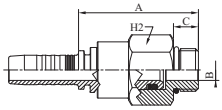

M14310*

SAE SWIVEL MALE O-RING BOSS TYPE - SAE J516 / ISO 11926
MACHO SAE GIRATORIO CON O-RING TIPO BOSS - SAE J516 / ISO 11926
AGJO SAE O-RING DREHBAR (UNF-GEWINDE NACH SAE J516 / ISO 11926)
MASCHIO SAE O-RING GIREVOLE - SAE J516 / ISO 11926

PART. REF.	HOSE BORE			THREAD	DIMENSIONS mm					
	DN	inch	Size	T	B	A	C			H_2
M14310-04-04	6	1/4″	- 04	7/16″ - 20	4,0	41,0	9,1			17
M14310-04-06	6	1/4″	- 04	9/16″ - 18	7,0	44,0	9,9			22
M14310-06-06	10	3/8″	- 06	9/16″ - 18	7,0	45,9	9,9			22
M14310-06-08	10	3/8″	- 06	3/4″ - 16	7,0	47,8	11,1			22
M14310-08-08	12	1/2″	- 08	3/4″ - 16	9,3	50,9	11,1			27
M14310-08-10	12	1/2″	- 08	7/8″ - 14	9,3	42,2	13,0			27
M14310-08-12	12	1/2″	- 08	1.1/16″ - 12	12,5	49,4	15,0			32
M14310-10-10	16	5/8″	- 10	7/8″ - 14	9,3	41,4	13,0			27
M14310-12-12	19	3/4″	- 12	1.1/16″ - 12	12,5	47,8	15,0			32

* **Not to be used as a live swivel** / No usar como una pieza giratoria viva / Nicht zu benutzen als Drehverschraubung / Da non usare come applicazione rotante

M14390*

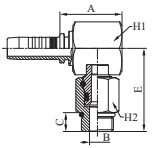

90° SAE SWIVEL MALE O-RING BOSS TYPE - SAE J516 / ISO 11926
MACHO SAE GIRATORIO CON O-RING CODO COMPACTO DE 90° TIPO BOSS - SAE J516 / ISO 11926
AGJO 90° KOMPAKT BOGEN DREHBAR MIT O-RING (UNF-GEWINDE NACH J516 / ISO 11926)
MASCHIO SAE O-RING GIREVOLE 90° - SAE J516 / ISO 11926

PART. REF.	HOSE BORE			THREAD	DIMENSIONS mm					
	DN	inch	Size	T	B	A	C	E	H_1	H_2
M14390-06-06	10	3/8"	- 06	9/16" - 18	5,7	20,1	9,9	40,0	22	17
M14390-06-08	10	3/8"	- 06	3/4" - 16	7,0	20,1	11,1	44,4	22	22
M14390-08-08	12	1/2"	- 08	3/4" - 16	9,3	22,1	11,1	49,0	27	22
M14390-08-10	12	1/2"	- 08	7/8" - 14	9,3	27,5	13,0	47,5	27	27
M14390-10-10	16	5/8"	- 10	7/8" - 14	9,3	28,0	13,0	47,5	27	27
M14390-12-12	19	3/4"	- 12	1.1/16" - 12	12,5	27,5	15,0	55,5	32	32

* **Brazed solution - Not to be used as a live swivel** / Solución soldada - No usar como pieza giratoria viva / Lötausführung - Nicht zu benutzen als Drehverschraubung / Con saldatura - Da non usare come applicazione rotante

M22612

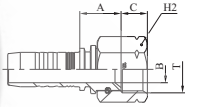

SAE FEMALE 45° CONE SEAT - SAE J516/J512 (THRUST-WIRE NUT)
HEMBRA SAE ASIENTO A 45º - SAE J516/J512 (TUERCA CON SEGURO)
DKJ DICHTKOPF GERADE 45° KONUS (UNF-GEWINDE NACH J516/J512, GESTIFTETE MUTTER)
FEMMINA SAE CONO 45° - SAE J516/J512 (DADO SPINATO)

PART. REF.	HOSE BORE			THREAD	DIMENSIONS mm					
	DN	inch	Size	T	B	A	C			H_2
M22612-04-04	6	1/4"	- 04	7/16" - 20	4,0	15,5	8,2			17
M22612-05-06	8	5/16"	- 05	5/8" - 18	7,0	16,5	10,8			22
M22612-06-06	10	3/8"	- 06	5/8" - 18	7,0	16,6	10,8			22
M22612-12-12	19	3/4"	- 12	1.1/16" - 14	15,0	22,7	14,4			32

M22692

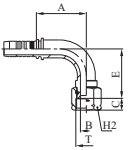

90° SAE FEMALE SWEPT ELBOW 45° CONE SEAT - SAE J516/J512 (THRUST-WIRE NUT)
HEMBRA SAE CODO DE 90º ASIENTO A 45º - SAE J516/J512 (TUERCA CON SEGURO)
DKJ 90° BOGEN 45° KONUS (UNF-GEWINDE NACH SAE J516/J512, GESTIFTETE MUTTER)
FEMMINA SAE 90° CONO 45° - SAE J516/J512 (DADO SPINATO)

PART. REF.	HOSE BORE			THREAD	DIMENSIONS mm					
	DN	inch	Size	T	B	A	C	E		H_2
M22692-04-04	6	1/4"	- 04	7/16" - 20	4,0	28,3	8,0	27,0		17
M22692-06-06	10	3/8"	- 06	5/8" - 18	7,0	35,5	10,8	33,0		22
M22692-12-12	19	3/4"	- 12	1.1/6" - 14	15,0	62,0	14,4	58,0		32

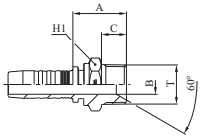

M12810

NPTF MALE 60° CONE SEAT - SAE J516/J514

MACHO NPTF ASIENTO A 60º - SAE J516/J514

AGN 60° INNENKONUS (NPTF-GEWINDE) - SAE J516/J514

MASCHIO NPTF CONO 60° - SAE J516 /J514

PART. REF.	HOSE BORE			THREAD	DIMENSIONS mm					
	DN	inch	Size	T	B	A	C		H_1	
M12810-03-02	5	3/16″	- 03	1/8″ - 27	4,0	23,6	10,0		12	
M12810-03-04	5	3/16″	- 03	1/4″ - 18	5,5	29,1	14,5		14	
M12810-04-02	6	1/4″	- 04	1/8″ - 27	4,0	24,1	10,0		12	
M12810-04-04	6	1/4″	- 04	1/4″ - 18	5,5	29,0	14,5		14	
M12810-04-06	6	1/4″	- 04	3/8″ - 18	9,3	31,5	14,5		19	
M12810-04-08	6	1/4″	- 04	1/2″ - 14	9,3	33,5	19,2		24	
M12810-05-04	8	5/16″	- 05	1/4″ - 18	5,5	30,0	14,5		14	
M12810-05-06	8	5/16″	- 05	3/8″ - 18	9,3	32,0	14,5		19	
M12810-06-04	10	3/8″	- 06	1/4″ - 18	5,5	30,1	14,5		14	
M12810-06-06	10	3/8″	- 06	3/8″ - 18	9,3	28,6	14,5		19	
M12810-06-08	10	3/8″	- 06	1/2″ - 14	12,5	34,6	19,2		24	
M12810-08-06	12	1/2″	- 08	3/8″ - 18	9,3	28,9	14,5		19	
M12810-08-08	12	1/2″	- 08	1/2″ - 14	12,5	34,9	19,2		24	
M12810-08-12	12	1/2″	- 08	3/4″ - 14	16,0	35,4	19,2		27	
M12810-10-08	16	5/8″	- 10	1/2″ - 14	12,5	38,7	19,2		24	
M12810-10-12	16	5/8″	- 10	3/4″ - 14	16,0	40,2	19,2		27	
M12810-12-12	19	3/4″	- 12	3/4″ - 14	16,0	36,5	19,2		27	
M12810-12-08	19	3/4″	- 12	1/2″ - 14	12,5	36,5	13,6		27	
M12810-12-16	19	3/4″	- 12	1″ - 11,5	19,8	46,0	24,2		36	
M12810-16-12	25	1″	- 16	3/4″ - 14	15,5	38,8	19,2		32	
M12810-16-16	25	1″	- 16	1″ - 11,5	19,8	43,8	24,2		36	
M12810-16-20	25	1″	- 16	1.1/4″ - 11,5	26,0	56,3	25,0		46	
M12810-20-20	31	1.1/4″	- 20	1.1/4″ - 11,5	26,0	56,5	25,0		46	
M12810-24-24	38	1.1/2″	- 24	1.1/2″ - 11,5	32,0	57,6	26,0		50	
M12810-32-32	51	2″	- 32	2″ - 11,5	45,0	64,3	26,5		65	
M12810-40-40	63	2.1/2″	- 40	2.1/2″ - 8	55,4	78,0	39,9		80	
M12810-48-48	76	3″	- 48	3″ - 8	68,9	86,0	41,5		100	

M14110R*

NPTF SWIVEL MALE 60° CONE SEAT - SAE J516/J514
MACHO NPTF GIRATORIO ROSCA ASIENTO A 60° - SAE J516/J514
AGN 60° INNENKONUS (NPTF-GEWINDE) - SAE J516/J514
MASCHIO NPTF CONO 60° GIREVOLE - SAE J516/J514

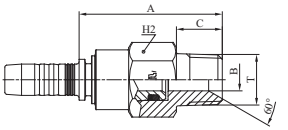

PART. REF.	HOSE BORE			THREAD	DIMENSIONS mm					
	DN	inch	Size	T	B	A	C			H_2
M14110-04-02R	6	1/4"	- 04	1/8" - 27	3,0	41,9	10,0			17
M14110-04-04R	6	1/4"	- 04	1/4" - 18	4,0	46,4	14,5			17
M14110-04-06R	6	1/4"	- 04	3/8" - 18	7,0	46,4	14,5			19
M14110-06-04R	10	3/8"	- 06	1/4" - 18	4,0	50,5	14,5			22
M14110-06-06R	10	3/8"	- 06	3/8" - 18	7,0	50,5	14,5			22
M14110-06-08R	10	3/8"	- 06	1/2" - 14	9,3	55,2	19,2			24
M14110-08-06R	12	1/2"	- 08	3/8" - 18	7,0	51,5	14,5			27
M14110-08-08R	12	1/2"	- 08	1/2" - 14	9,3	59,0	19,2			27
M14110-12-12R	19	3/4"	- 12	3/4" - 14	16,0	57,9	19,2			32
M14110-16-16R	25	1"	- 16	1" - 11,5	19,8	65,8	24,2			38

* Not to be used as a live swivel / No usar como una pieza giratoria viva / Nicht zu benutzen als Drehverschraubung / Da non usare come applicazione rotante

M22812

NPSM FEMALE 60° CONE - SAE J516/J514 (THRUST-WIRE NUT)
HEMBRA NPSM ASIENTO A 60° - SAE J516/J514 (TUERCA CON SEGURO)
DK NPSM 60° KONUS - SAE J516/J514 (NPTF-GEWINDE, GESTIFTETE MUTTER)
FEMMINA NPSM CONO 60° - SAE J516/J514 (DADO SPINATO)

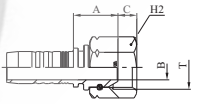

PART. REF.	HOSE BORE			THREAD	DIMENSIONS mm					
	DN	inch	Size	T	B	A	C			H_2
M22812-04-04	6	1/4"	- 04	1/4" - 18	4,0	17,5	4,2			19
M22812-06-04	10	3/8"	- 06	1/4" - 18	4,0	18,0	4,2			19
M22812-06-06	10	3/8"	- 06	3/8" - 18	7,0	20,9	6,0			22
M22812-08-08	12	1/2"	- 08	1/2" - 14	9,3	22,8	6,5			27
M22812-12-12	19	3/4"	- 12	3/4" - 14	15,0	24,5	9,0			32
M22812-16-16	25	1"	- 16	1" - 11,5	19,8	27,3	10,5			38

M23311

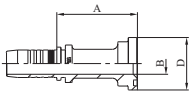

ISO/SAE CODE 61 FLANGE - SAE J516 / ISO 12151-3
BRIDA ISO/SAE CODIGO 61 - SAE J516 / ISO 12151-3
ISO/SAE CODE 61 FLANSCH - SAE J516 / ISO 12151-3
FLANGIA ISO/SAE CODE 61 - SAE J516 / ISO 12151-3

PART. REF.	HOSE BORE			FLANGE	DIMENSIONS mm					
	DN	inch	Size		B	A	D			
M23311-08-08	12	1/2"	- 08	1/2"	9,3	50,9	30,3			
M23311-08-12	12	1/2"	- 08	3/4"	15,0	57,7	38,0			
M23311-10-08	16	5/8"	- 10	3/4"	9,3	51,0	30,3			
M23311-10-12	16	1/2"	- 10	3/4"	15,0	65,7	38,0			
M23311-12-12	19	3/4"	- 12	3/4"	15,0	58,0	38,0			
M23311-12-16	19	3/4"	- 12	1"	20,0	58,0	44,6			
M23311-12-20	19	3/4"	- 12	1.1/4"	26,0	69,5	51,0			
M23311-16-12	25	1"	- 16	3/4"	15,0	60,5	38,0			
M23311-16-16	25	1"	- 16	1"	19,8	64,3	44,6			
M23311-16-20	25	1"	- 16	1.1/4"	26,0	70,3	51,0			
M23311-20-16	31	1.1/4"	- 20	1"	20,0	64,5,	44,6			
M23311-20-20	31	1.1/4"	- 20	1.1/4"	26,0	70,5	51,0			
M23311-20-24	31	1.1/4"	- 20	1.1/2"	32,0	72,5	60,5			
M23311-24-24	38	1.1/2"	- 24	1.1/2"	32,0	75,6	60,5			
M23311-24-32	38	1.1/2"	- 24	2"	42,0	75,6	71,6			
M23311-32-32	51	2"	- 32	2"	42,0	78,9	71,6			
M23311-32-40	51	2"	- 32	2.1/2"	56,0	80,9	84,3			
M23311-38-40	60	2.3/8"	- 38	2.1/2"	56,0	84,0	84,3			
M23311-40-32	63	2.1/2"	- 40	2"	42,0	78,5	71,6			
M23311-40-40	63	2.1/2"	- 40	2.1/2"	56,0	84,0	84,3			
M23311-40-48	63	2.1/2"	- 40	3"	68,9	79,0	101,6			
M23311-40-56	63	2.1/2"	- 40	3.1/2"	79,0	90,5	114,3			
M23311-40-64	63	2.1/2"	- 40	4"	90,0	96,5	127,0			
M23311-48-48	76	3"	- 48	3"	69,0	86,0	101,6			
M23311-56-56	90	3.1/2"	- 56	3.1/2"	79,0	94,5	114,3			
M23311-64-64	102	4"	- 64	4"	90,0	100,5	127,0			

M23321

22,5° ISO/SAE CODE 61 FLANGE - SAE J516 / ISO 12151-3
BRIDA 22,5° ISO/SAE CODIGO 61 - SAE J516 / ISO 12151-3
22,5° ISO/SAE CODE 61 FLANSCH - SAE J516 / ISO 12151-3
FLANGIA 22,5° ISO/SAE CODE 61 - SAE J516 / ISO 12151-3

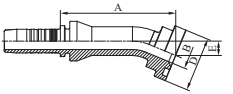

PART. REF.	HOSE BORE			FLANGE	DIMENSIONS mm					
	DN	inch	Size		B	A	D	E		
M23321-08-08	12	1/2″	- 08	1/2″	9,3	63,9	30,3	8,0		
M23321-12-12	19	3/4″	- 12	3/4″	15,0	74,7	38,0	9,8		
M23321-12-16	19	3/4″	- 12	1″	20,0	74,7	44,6	9,8		
M23321-16-16	25	1″	- 16	1″	19,8	88,8	44,6	11,5		
M23321-16-20	25	1″	- 16	1.1/4″	26,0	88,5	51,0	11,5		
M23321-16-24	25	1″	- 16	1.1/2″	32,0	88,5	60,5	11,5		
M23321-20-20	31	1.1/4″	- 20	1.1/4″	26,0	100,0	51,0	12,0		
M23321-20-20018	31	1.1/4″	- 20	1.1/4″	26,0	99,0	51,0	18,0		
M23321-20-24	31	1.1/4″	- 20	1.1/2″	32,0	101,8	60,5	12,8		
M23321-24-24	38	1.1/2″	- 24	1.1/2″	32,0	116,5	60,5	14,0		
M23321-24-24023	38	1.1/2″	- 24	1.1/2″	32,0	115,0	60,5	23,0		
M23321-24-32	38	1.1/2″	- 24	2″	42,0	116,5	71,6	14,0		
M23321-32-32	51	2″	- 32	2″	42,0	134,5	71,6	15,0		
M23321-40-40*	63	2.1/2″	- 40	2.1/2″	52,0	72,0	84,3	14,0		
M23321-40-48*	63	2.1/2″	- 40	3″	52,0	79,0	101,6	17,0		
M23321-48-48*	76	3″	- 48	3″	61,0	111,0	101,6	20,5		

* **All items are made from solid with the exception of (*)** / Todos los ítems son fabricados sin soldadura exceptuando (*) / Mit Ausnahme der mit (*) bezeichneten Positionen sind alle Armaturen in einteiliger Ausführung / Ad eccezione di (*) tutte le referenze sono a pezzo unico

M23331

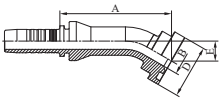

30° ISO/SAE CODE 61 FLANGE - SAE J516 / ISO 12151-3
BRIDA 30° ISO/SAE CODIGO 61 - SAE J516 / ISO 12151-3
30° ISO/SAE CODE 61 FLANSCH - SAE J516 / ISO 12151-3
FLANGIA 30° ISO/SAE CODE 61 - SAE J516 / ISO 12151-3

PART. REF.	HOSE BORE			FLANGE	DIMENSIONS mm					
	DN	inch	Size		B	A	D	E		
M23331-08-08	12	1/2″	- 08	1/2″	9,3	62,6	30,3	11,2		
M23331-08-12	12	1/2″	- 08	3/4″	15,0	63,5	38,0	11,5		
M23331-12-12	19	3/4″	- 12	3/4″	15,0	73,2	38,0	13,9		
M23331-12-16	19	3/4″	- 12	1″	20,0	73,2	44,6	13,9		
M23331-16-16	25	1″	- 16	1″	19,8	86,8	44,6	16,4		
M23331-16-20	25	1″	- 16	1.1/4″	26,0	87,0	51,0	16,5		
M23331-20-20	31	1.1/4″	- 20	1.1/4″	26,0	98,0	51,0	17,4		
M23331-20-24	31	1.1/4″	- 20	1.1/2″	32,0	100,0	60,5	18,5		
M23331-20-24044	31	1.1/4″	- 20	1.1/2″	32,0	131,5	60,5	44,0		
M23331-24-24	38	1.1/2″	- 24	1.1/2″	32,0	114,3	60,5	20,0		
M23331-24-32	38	1.1/2″	- 24	2″	42,0	114,5	71,6	20,0		
M23331-32-32	51	2″	- 32	2″	42,0	132,0	71,6	22,0		
M23331-40-40*	63	2.1/2″	- 40	2.1/2″	52,0	79,5	84,3	20,5		
M23331-40-48*	63	2.1/2″	- 40	3″	52,0	85,5	101,6	24,5		
M23331-48-48*	76	3″	- 48	3″	61,0	110,5	101,6	27,5		

* **All items are made from solid with the exception of** (*) / Todos los items son fabricados sin soldadura exceptuando (*) / Mit Ausnahme der mit (*) bezeichneten Positionen sind alle Armaturen in einteiliger Ausführung / Ad eccezione di (*) tutte le referenze sono a pezzo unico

SAE STANDARD CONNECTIONS

M23341

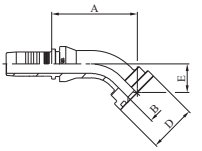

45° ISO/SAE CODE 61 FLANGE - SAE J516 / ISO 12151-3
BRIDA 45° ISO/SAE CODIGO 61 - SAE J516 / ISO 12151-3
45° ISO/SAE CODE 61 FLANSCH - SAE J516 / ISO 12151-3
FLANGIA 45° ISO/SAE CODE 61 - SAE J516 / ISO 12151-3

PART. REF.	HOSE BORE			FLANGE	DIMENSIONS mm					
	DN	inch	Size		B	A	D	E		
M23341-06-08	10	3/8″	- 06	1/2″	9,3	52,5	30,3	17,0		
M23341-08-08	12	1/2″	- 08	1/2″	9,3	58,5	30,3	18,5		
M23341-08-12	12	1/2″	- 08	3/4″	15,0	59,5	38,0	19,0		
M23341-08-16	12	1/2″	- 08	1″	20,0	59,5	44,6	19,0		
M23341-10-12	16	5/8″	- 10	3/4″	15,0	61,0	38,0	22,0		
M23341-12-12	19	3/4″	- 12	3/4″	15,0	68,5	38,0	23,0		
M23341-12-16	19	3/4″	- 12	1″	20,0	68,5	44,6	23,0		
M23341-16-12	25	1″	- 16	3/4″	15,0	74,5	38,0	23,0		
M23341-16-16	25	1″	- 16	1″	19,8	81,5	44,6	27,5		
M23341-16-20	25	1″	- 16	1.1/4″	26,0	81,5	51,0	27,5		
M23341-20-16	31	1.1/4″	- 20	1″	19,8	84,5	44,6	29,5		
M23341-20-20	31	1.1/4″	- 20	1.1/4″	26,0	92,0	51,0	29,5		
M23341-20-24	31	1.1/4″	- 20	1.1/2″	32,0	93,5	60,5	31,0		
M23341-24-24	38	1.1/2″	- 24	1.1/2″	32,0	107,5	60,5	34,5		
M23341-24-32	38	1.1/2″	- 24	2″	42,0	107,5	71,6	34,5		
M23341-32-32	51	2″	- 32	2″	42,0	124,0	71,6	39,0		
M23341-32-40	51	2″	- 32	2.1/2″	56,0	136,5	84,3	49,5		
M23341-40-32	63	2.1/2″	- 40	2″	42,0	152,0	71,5	48,5		
M23341-40-40*	63	2.1/2″	- 40	2.1/2″	56,0	74,5	84,3	30,0		
M23341-40-48*	63	2.1/2″	- 40	3″	52,0	79,5	101,6	36,0		
M23341-48-48*	76	3″	- 48	3″	61,0	109,0	101,6	41,0		
M23341-56-56*	90	3.1/2″	- 56	3.1/2″	79,0	115,0	114,3	47,5		
M23341-56-64*	90	3.1/2″	- 56	4″	79,0	118,5	127,0	51,0		
M23341-64-64*	102	4″	- 64	4″	90,0	132,0	127,0	56,5		

* **All items are made from solid with the exception of (*)** / Todos los ítems son fabricados sin soldadura exceptuando (*) / Mit Ausnahme der mit (*) bezeichneten Positionen sind alle Armaturen in einteiliger Ausführung / Ad eccezione di (*) tutte le referenze sono a pezzo unico

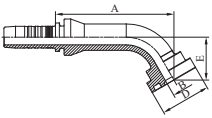

M23361

60° ISO/SAE CODE 61 FLANGE - SAE J516 / ISO 12151-3
BRIDA 60° ISO/SAE CODIGO 61 - SAE J516 / ISO 12151-3
60° ISO/SAE CODE 61 FLANSCH - SAE J516 / ISO 12151-3
FLANGIA 60° ISO/SAE CODE 61 - SAE J516 / ISO 12151-3

PART. REF.	HOSE BORE			FLANGE	DIMENSIONS mm					
	DN	inch	Size		B	A	D	E		
M23361-08-08	12	1/2″	- 08	1/2″	9,3	71,5	30,3	25,8		
M23361-08-12	12	1/2″	- 08	3/4″	15,0	72,5	38,0	26,5		
M23361-12-12	19	3/4″	- 12	3/4″	15,0	86,9	38,0	33,0		
M23361-12-16	19	3/4″	- 12	1″	20,0	87,0	44,6	33,0		
M23361-16-16	25	1″	- 16	1″	19,8	104,0	44,6	39,0		
M23361-16-20	25	1″	- 16	1.1/4″	26,0	104,0	44,6	39,0		
M23361-20-20	31	1.1/4″	- 20	1.1/4″	26,0	120,0	51,0	43,0		
M23361-20-20065	31	1.1/4″	- 20	1.1/4″	26,0	107,5	51,0	65,0		
M23361-20-24	31	1.1/4″	- 20	1.1/2″	32,0	121,0	60,5	44,7		
M23361-24-20	38	1.1/2″	- 24	1.1/4″	26,0	141,5	51,0	46,5		
M23361-24-24	38	1.1/2″	- 24	1.1/2″	32,0	143,6	60,5	50,7		
M23361-24-32	38	1.1/2″	- 24	2″	42,0	143,5	71,6	51,0		
M23361-32-32	51	2″	- 32	2″	42,0	129,0	71,6	58,0		
M23361-40-40*	63	2.1/2″	- 40	2.1/2″	52,0	84,5	84,3	47,5		
M23361-40-48*	63	2.1/2″	- 40	3″	52,0	88,5	101,6	55,0		
M23361-48-48*	76	3″	- 48	3″	61,0	120,0	101,6	64,0		

* **All items are made from solid with the exception of (*)** / Todos los ítems son fabricados sin soldadura exceptuando (*) / Mit Ausnahme der mit (*) bezeichneten Positionen sind alle Armaturen in einteiliger Ausführung / Ad eccezione di (*) tutte le referenze sono a pezzo unico

M23371

67,5° ISO/SAE CODE 61 FLANGE - SAE J516 / ISO 12151-3
BRIDA 67,5° ISO/SAE CODIGO 61 - SAE J516 / ISO 12151-3
67,5° ISO/SAE CODE 61 FLANSCH - SAE J516 / ISO 12151-3
FLANGIA 67,5° ISO/SAE CODE 61 - SAE J516 / ISO 12151-3

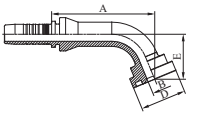

PART. REF.	HOSE BORE			FLANGE	DIMENSIONS mm					
	DN	inch	Size		B	A	D	E		
M23371-08-08	12	1/2″	- 08	1/2″	9,3	67,9	30,3	29,3		
M23371-08-12	12	1/2″	- 08	3/4″	15,0	68,5	38,0	30,5		
M23371-08-16	12	1/2″	- 08	1″	20,0	68,5	44,6	30,5		
M23371-12-12	19	3/4″	- 12	3/4″	15,0	82,2	38,0	38,0		
M23371-12-16	19	3/4″	- 12	1″	20,0	82,2	44,6	38,0		
M23371-12-20	19	3/4″	- 12	1.1/4″	26,0	82,5	51,0	38,0		
M23371-16-16	25	1″	- 16	1″	19,8	98,6	44,6	45,0		
M23371-16-20	25	1″	- 16	1.1/4″	26,0	98,5	51,0	45,0		
M23371-20-20	31	1.1/4″	- 20	1.1/4″	26,0	114,0	51,0	50,0		
M23371-20-24	31	1.1/4″	- 20	1.1/2″	32,0	115,0	60,5	52,0		
M23371-24-24	38	1.1/2″	- 24	1.1/2″	32,0	136,4	60,5	59,2		
M23371-24-32	38	1.1/2″	- 24	2″	42,0	136,5	71,6	59,0		
M23371-32-32	51	2″	- 32	2″	42,0	162,0	71,6	68,5		
M23371-32-32085	51	2″	- 32	2″	42,0	151,5	71,6	85,0		
M23371-32-40	51	2″	- 32	2.1/2″	56,0	171,5	84,3	83,5		
M23371-40-40*	63	2.1/2″	- 40	2.1/2″	52,0	87,5	84,3	57,5		
M23371-40-48*	63	2.1/2″	- 40	3″	52,0	91,0	101,6	65,0		

* **All items are made from solid with the exception of (*)** / Todos los ítems son fabricados sin soldadura exceptuando (*) / Mit Ausnahme der mit (*) bezeichneten Positionen sind alle Armaturen in einteiliger Ausführung / Ad eccezione di (*) tutte le referenze sono a pezzo unico

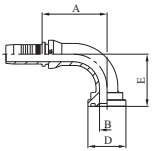

M23391

90° ISO/SAE CODE 61 FLANGE - SAE J516 / ISO 12151-3
BRIDA 90° ISO/SAE CODIGO 61 - SAE J516 / ISO 12151-3
90° ISO/SAE CODE 61 FLANSCH - SAE J516 / ISO 12151-3
FLANGIA 90° ISO/SAE CODE 61 - SAE J516 / ISO 12151-3

PART. REF.	HOSE BORE			FLANGE	DIMENSIONS mm					
	DN	inch	Size		B	A	D	E		
M23391-06-08	10	3/8″	- 06	1/2″	9,3	45,0	30,3	35,0		
M23391-06-08041	10	3/8″	- 06	1/2″	9,3	45,0	30,3	41,0		
M23391-08-08	12	1/2″	- 08	1/2″	9,3	54,5	30,3	40,0		
M23391-08-12	12	1/2″	- 08	3/4″	15,0	54,5	38,0	41,0		
M23391-08-16	12	1/2″	- 08	1″	20,0	54,5	44,6	66,0		
M23391-10-08	16	5/8″	- 10	1/2″	9,3	56,0	30,3	46,5		
M23391-10-12	16	5/8″	- 10	3/4″	15,0	56,0	38,0	47,5		
M23391-12-12	19	3/4″	- 12	3/4″	15,0	64,5	38,0	52,0		
M23391-12-16	19	3/4″	- 12	1″	20,0	64,5	44,6	52,0		
M23391-12-20	19	3/4″	- 12	1.1/4″	26,0	64,5	51,0	52,0		
M23391-16-16	25	1″	- 16	1″	19,8	77,5	44,6	62,0		
M23391-16-20	25	1″	- 16	1.1/4″	26,0	77,5	51,0	62,0		
M23391-16-24	25	1″	- 16	1.1/2″	32,0	77,5	60,5	64,0		
M23391-20-16	31	1.1/4″	- 20	1″	20,0	80,0	44,6	66,0		
M23391-20-20	31	1.1/4″	- 20	1.1/4″	26,0	90,5	51,0	70,0		
M23391-20-24	31	1.1/4″	- 20	1.1/2″	32,0	90,5	60,5	72,0		
M23391-20-32	31	1.1/4″	- 20	2″	42,0	93,5	71,6	76,0		
M23391-24-20	38	1.1/2″	- 24	1.1/4″	26,0	104,5	51,0	75,0		
M23391-24-24	38	1.1/2″	- 24	1.1/2″	32,0	108,0	60,5	84,0		
M23391-24-32	38	1.1/2″	- 24	2″	42,0	108,0	71,6	84,0		
M23391-32-24	51	2″	- 32	1.1/2″	32,0	133,0	60,5	84,0		
M23391-32-32	51	2″	- 32	2″	42,0	129,0	71,6	99,0		
M23391-32-40	51	2″	- 32	2.1/2″	56,0	132,5	84,3	116,0		
M23391-40-32	63	2.1/2″	- 40	2″	42,0	149,5	71,6	114,0		
M23391-40-40*	63	2.1/2″	- 40	2.1/2″	52,0	88,5	84,3	88,0		
M23391-40-48*	63	2.1/2″	- 40	3″	52,0	88,5	101,6	95,0		
M23391-48-48*	76	3″	- 48	3″	61,0	124,0	101,6	115,0		
M23391-48-56*	76	3″	- 48	3.1/2″	61,0	124,0	114,3	115,0		
M23391-56-56*	90	3.1/2″	- 56	3.1/2″	79,0	134,5	114,3	134,5		
M23391-64-64*	102	4″	- 64	4″	90,0	153,5	127,0	158,5		

* **All items are made from solid with the exception of (*)** / Todos los ítems son fabricados sin soldadura exceptuando (*) / Mit Ausnahme der mit (*) bezeichneten Positionen sind alle Armaturen in einteiliger Ausführung / Ad eccezione di (*) tutte le referenze sono a pezzo unico

M23391 LONG DROP

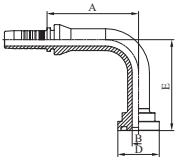

90° LONG DROP ISO/SAE CODE 61 FLANGE - SAE J516 / ISO 12151-3
BRIDA 90° LARGA ISO/SAE CODIGO 61 - SAE J516 / ISO 12151-3
90° LONG DROP ISO/SAE CODE 61 FLANSCH - SAE J516 / ISO 12151-3
FLANGIA 90° CURVA LUNGA ISO/SAE CODE 61 - SAE J516 / ISO 12151-3

PART. REF.	HOSE BORE			FLANGE	DIMENSIONS mm					
	DN	inch	Size		B	A	D	E		
M23391-16-20117	25	1″	- 16	1.1/4″	26,0	77,5	51,0	117		
M23391-16-24107	25	1″	- 16	1.1/2″	32,0	77,5	60,5	107		
M23391-20-20091	31	1.1/4″	- 20	1.1/4″	26,0	90,5	51,0	91		
M23391-20-20100	31	1.1/4″	- 20	1.1/4″	26,0	90,5	51,0	100		
M23391-20-20112	31	1.1/4″	- 20	1.1/4″	26,0	90,5	51,0	112		
M23391-20-20130	31	1.1/4″	- 20	1.1/4″	26,0	90,5	51,0	130		
M23391-20-20168	31	1.1/4″	- 20	1.1/4″	26,0	90,5	51,0	168		
M23391-20-24118	31	1.1/4″	- 20	1.1/2″	32,0	90,5	60,5	118		
M23391-20-24130	31	1.1/4″	- 20	1.1/2″	32,0	90,5	60,5	130		
M23391-24-24148	38	1.1/2″	- 24	1.1/2″	32,0	108,0	60,5	148		
M23391-24-24172	38	1.1/2″	- 24	1.1/2″	32,0	108,0	60,5	172		
M23391-24-32115	38	1.1/2″	- 24	2″	42,0	108,0	71,6	115		
M23391-24-32172	38	1.1/2″	- 24	2″	42,0	108,0	71,6	172		
M23391-32-32203	51	2″	- 32	2″	42,0	129,0	71,6	203		

M23301P

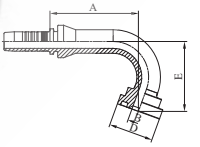

110° ISO/SAE CODE 61 FLANGE - SAE J516 / ISO 12151-3
BRIDA 110° ISO/SAE CODIGO 61 - SAE J516 / ISO 12151-3
110° ISO/SAE CODE 61 FLANSCH - SAE J516 / ISO 12151-3
FLANGIA 110° ISO/SAE CODE 61 - SAE J516 / ISO 12151-3

PART. REF.	HOSE BORE			FLANGE	DIMENSIONS mm					
	DN	inch	Size		B	A	D	E		
M23301-08-12P	12	1/2″	- 08	3/4″	15,0	47,5	38,0	48,5		
M23301-12-12P	19	3/4″	- 12	3/4″	15,0	89,0	38,0	62		
M23301-12-16P	19	3/4″	- 12	1″	20,0	89,0	44,6	62		
M23301-16-16P	25	1″	- 16	1″	19,8	88,5	44,6	79		
M23301-16-20133P	25	1″	- 16	1.1/4″	26,0	77,0	51,0	133		
M23301-20-20P	31	1.1/4″	- 20	1.1/4″	26,0	102,0	51,0	89		
M23301-20-24P	31	1.1/4″	- 20	1.1/2″	32,0	108,5	60,5	93		
M23301-24-24119P	38	1.1/2″	- 24	1.1/2″	32,0	105,5	60,5	119		
M23301-32-32P	51	2″	- 32	2″	42,0	142,0	71,6	123		

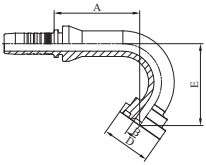

M23301S

125° ISO/SAE CODE 61 FLANGE - SAE J516 / ISO 12151-3
BRIDA 125° ISO/SAE CODIGO 61 - SAE J516 / ISO 12151-3
125° ISO/SAE CODE 61 FLANSCH - SAE J516 / ISO 12151-3
FLANGIA 125° ISO/SAE CODE 61 - SAE J516 / ISO 12151-3

PART. REF.	HOSE BORE			FLANGE	DIMENSIONS mm					
	DN	inch	Size		B	A	D	E		
M23301-32-32151S	51	2″	- 32	2″	42,0	118,5	71,6	151,0		

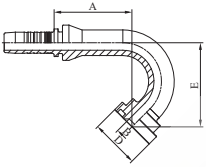

M23301T

135° ISO/SAE CODE 61 FLANGE - SAE J516 / ISO 12151-3
BRIDA 135° ISO/SAE CODIGO 61 - SAE J516 / ISO 12151-3
135° ISO/SAE CODE 61 FLANSCH - SAE J516 / ISO 12151-3
FLANGIA 135° ISO/SAE CODE 61 - SAE J516 / ISO 12151-3

PART. REF.	HOSE BORE			FLANGE	DIMENSIONS mm					
	DN	inch	Size		B	A	D	E		
M23301-12-12T	19	3/4″	- 12	3/4″	15,0	74,5	38,0	70,0		
M23301-12-16T	19	3/4″	- 12	1″	20,0	74,5	44,6	70,0		
M23301-16-16T	25	1″	- 16	1″	19,8	70,0	44,6	88,5		

M23611

ISO/SAE CODE 62 FLANGE - SAE J516 / ISO 12151-3
BRIDA ISO/SAE CODIGO 62 - SAE J516 / ISO 1215-3
ISO/SAE CODE 62 FLANSCH - SAE J516/ISO 12151-3
FLANGIA ISO/SAE CODE 62 - SAE J516 / ISO 12151-3

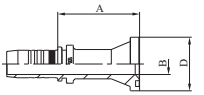

PART. REF.	HOSE BORE			FLANGE	DIMENSIONS mm					
	DN	inch	Size		B	A	D			
M23611-08-08	12	1/2"	- 08	1/2"	9,3	52,1	31,8			
M23611-08-12	12	1/2"	- 08	3/4"	15,0	68,4	41,5			
M23611-10-08	16	5/8"	- 10	1/2"	9,3	52,0	31,8			
M23611-10-12	16	5/8"	- 10	3/4"	15,0	70,2	41,5			
M23611-10-16	16	5/8"	- 10	1"	20,0	80,0	47,7			
M23611-12-12	19	3/4"	- 12	3/4"	15,0	69,0	41,5			
M23611-12-16	19	3/4"	- 12	1"	20,0	81,0	47,7			
M23611-16-16	25	1"	- 16	1"	19,8	82,3	47,7			
M23611-16-20	25	1"	- 16	1.1/4"	26,0	89,8	54,2			
M23611-20-16	31	1.1/4"	- 20	1"	20,0	82,5	47,7			
M23611-20-20	31	1.1/4"	- 20	1.1/4"	26,0	84,5	54,2			
M23611-20-24	31	1.1/4"	- 20	1.1/2"	32,0	90,5	63,7			
M23611-24-24	38	1.1/2"	- 24	1.1/2"	32,0	92,6	63,7			
M23611-32-32	51	2"	- 32	2"	42,0	107,9	79,6			

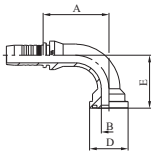

M23691

90° ISO/SAE CODE 62 FLANGE - SAE J516 / ISO 12151-3
BRIDA 90° ISO/SAE CODIGO 62 - SAE J516 / ISO 12151-3
90° ISO/SAE CODE 61 FLANSCH - SAE J516 / ISO 12151-3
FLANGIA 90° ISO/SAE CODE 62 - SAE J516 / ISO 12151-3

PART. REF.	HOSE BORE			FLANGE	DIMENSIONS mm					
	DN	inch	Size		B	A	D	E		
M23691-08-08	12	1/2"	- 08	1/2"	9,3	54,5	31,8	45,0		
M23691-08-12	12	1/2"	- 08	3/4"	15,0	54,5	41,5	53,0		
M23691-10-08	16	5/8"	- 10	1/2"	9,3	57,5	31,8	45,0		
M23691-10-12	16	5/8"	- 10	3/4"	15,0	56,0	41,5	58,0		
M23691-10-16	16	5/8"	- 10	1"	19,8	55,7	47,7	65,0		
M23691-12-12	19	3/4"	- 12	3/4"	15,0	64,0	41,5	59,0		
M23691-12-16	19	3/4"	- 12	1"	20,0	64,5	47,7	65,0		
M23691-16-16	25	1"	- 16	1"	19,8	73,5	47,7	68,0		
M23691-16-20	25	1"	- 16	1.1/4"	26,0	73,5	54,2	75,0		
M23691-20-16	31	1.1/4"	- 20	1"	20,0	82,5	47,7	68,0		
M23691-20-20	31	1.1/4"	- 20	1.1/4"	26,0	85,5	54,2	81,0		
M23691-20-24	31	1.1/4"	- 20	1.1/2"	32,0	85,5	63,7	91,5		
M23691-24-24	38	1.1/2"	- 24	1.1/2"	32,0	106,0	63,7	94,5		
M23691-24-32	38	1.1/2"	- 24	2"	42,0	106,0	79,6	110,5		
M23691-32-32	51	2"	- 32	2"	42,0	138,0	79,6	132,0		

M23641

45° ISO/SAE CODE 62 FLANGE - SAE J516 / ISO 12151-3
BRIDA 45° ISO/SAE CODIGO 62 - SAE J516 / ISO 12151-3
45° ISO/SAE CODE 62 FLANSCH - SAE J516 / ISO 12151-3
FLANGIA 45° ISO/SAE CODE 62 - SAE J516 / ISO 12151-3

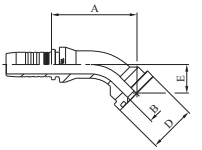

PART. REF.	HOSE BORE			FLANGE	DIMENSIONS mm					
	DN	inch	Size		B	A	D	E		
M23641-08-08	12	1/2"	- 08	1/2"	9,3	62,0	31,8	22,0		
M23641-08-12	12	1/2"	- 08	3/4"	15,0	68,0	41,5	27,5		
M23641-10-08	16	5/8"	- 10	1/2"	9,3	62,5	31,8	23,5		
M23641-10-12	16	5/8"	- 10	3/4"	15,0	67,5	41,5	31,0		
M23641-12-12	19	3/4"	- 12	3/4"	15,0	73,0	41,5	28,0		
M23641-12-16	19	3/4"	- 12	1"	20,0	77,0	47,7	32,5		
M23641-16-12	25	1"	- 16	3/4"	15,0	80,0	41,5	30,0		
M23641-16-16	25	1"	- 16	1"	19,8	83,5	47,7	32,5		
M23641-16-20	25	1"	- 16	1.1/4"	26,0	88,5	54,2	37,5		
M23641-20-20	31	1.1/4"	- 20	1.1/4"	26,0	95,5	54,2	37,5		
M23641-20-24	31	1.1/4"	- 20	1.1/2"	32,0	102,5	63,7	45,0		
M23641-24-24	38	1.1/2"	- 24	1.1/2"	32,0	118,0	63,7	44,0		
M23641-24-32	38	1.1/2"	- 24	2"	42,0	129,0	79,6	55,5		
M23641-32-32	51	2"	- 32	2"	42,0	151,5	79,6	60,5		

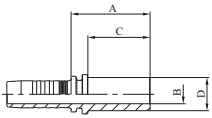

M22010

METRIC STANDPIPE LIGHT DUTY - DIN 2353 / ISO 8434-1
ESPIGA LISA METRICA RECTA SERIE LIGERA - DIN 2353 / ISO 8434-1
BEL - DIN 2353 / ISO 8434-1
ESTREMITÀ TUBOLARE SERIE LEGGERA - DIN 2353 / ISO 8434-1

PART. REF.	HOSE BORE			PIPE	DIMENSIONS mm					
	DN	inch	Size	D	B	A	C			
M22010-03-04	5	3/16"	- 03	4	2,0	29,6	22,0			
M22010-03-06	5	3/16"	- 03	6	3,0	28,6	22,0			
M22010-04-06	6	1/4"	- 04	6	3,0	29,5	22,0			
M22010-05-08	8	5/16"	- 05	8	5,5	30,0	22,0			
M22010-05-10	8	5/16"	- 05	10	7,0	30,5	23,0			
M22010-06-10	10	3/8"	- 06	10	7,0	30,6	23,0			
M22010-06-12	10	3/8"	- 06	12	8,0	30,6	23,0			
M22010-06-15	10	3/8"	- 06	15	10,5	32,6	25,0			
M22010-08-12	12	1/2"	- 08	12	8,0	30,9	23,0			
M22010-08-15	12	1/2"	- 08	15	10,5	32,9	25,0			
M22010-08-18	12	1/2"	- 08	18	12,5	33,9	26,0			
M22010-10-18	16	5/8"	- 10	18	12,5	34,2	26,0			
M22010-10-22	16	5/8"	- 10	22	15,0	36,2	28,0			
M22010-12-18	19	3/4"	- 12	18	15,0	36,2	26,0			
M22010-12-22	19	3/4"	- 12	22	15,0	38,0	28,0			
M22010-16-28	25	1"	- 16	28	20,5	41,3	30,0			
M22010-20-35	31	1.1/4"	- 20	35	26,0	48,5	36,0			
M22010-24-42	38	1.1/2"	- 24	42	32,0	52,6	40,0			

M22110

METRIC STANDPIPE HEAVY DUTY - DIN 2353 / ISO 8434-1

ESPIGA LISA METRICA RECTA SERIE PESADA - DIN 2353 / ISO 8434-1

BES - DIN 2353 / ISO 8434-1

ESTREMITÀ TUBOLARE SERIE PESANTE - DIN 2353 / ISO 8434-1

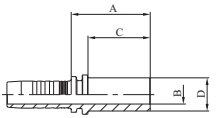

PART. REF.	HOSE BORE			PIPE	DIMENSIONS mm					
	DN	inch	Size	D	B	A	C			
M22110-03-08	5	3/16″	- 03	8	3,0	30,6	24,0			
M22110-03-10	5	3/16″	- 03	10	3,0	29,5	22,0			
M22110-04-08	6	1/4″	- 04	8	4,0	31,5	24,0			
M22110-04-10	6	1/4″	- 04	10	4,0	33,5	26,0			
M22110-04-12	6	1/4″	- 04	12	7,0	33,5	26,0			
M22110-05-12	8	5/16″	- 05	12	7,0	33,5	26,0			
M22110-06-14	10	3/8″	- 06	14	8,0	36,6	29,0			
M22110-08-14	12	1/2″	- 08	14	9,3	36,9	29,0			
M22110-08-16	12	1/2″	- 08	16	10,5	37,9	30,0			
M22110-10-20	16	5/8″	- 10	20	12,5	44,2	36,0			
M22110-12-20	19	3/4″	- 12	20	15,0	46,0	36,0			
M22110-12-25	19	3/4″	- 12	25	15,0	50,0	40,0			
M22110-16-25	25	1″	- 16	25	15,0	51,3	40,0			
M22110-16-30	25	1″	- 16	30	20,5	55,3	44,0			
M22110-16-38	25	1″	- 16	38	26,0	61,3	50,0			
M22110-20-30	31	1.1/4″	- 20	30	20,5	56,5	44,0			
M22110-20-38	31	1.1/4″	- 20	38	26,0	62,5	50,0			
M22110-24-38	38	1.1/2″	- 24	38	26,0	62,6	50,0			

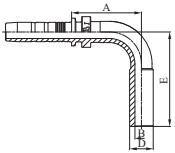

M22090

90° METRIC STANDPIPE LIGHT DUTY - DIN 2353 / ISO 8434-1
ESPIGA LISA METRICA SERIE LIGERA CODO DE 90° - DIN 2353 / ISO 8434-1
BEL 90° BOGEN - DIN 2353 / ISO 8434-1
ESTREMITÀ TUBOLARE 90° SERIE LEGGERA - DIN 2353 / ISO 8434-1

PART. REF.	HOSE BORE			PIPE	DIMENSIONS mm					
	DN	inch	Size	D	B	A		E		
M22090-03-06	5	3/16″	- 03	6	3,0	22,5		34,0		
M22090-04-06	6	1/4″	- 04	6	3,0	23,0		34,0		
M22090-05-10	8	5/16″	- 05	10	7,0	29,5		40,0		
M22090-06-10	10	3/8″	- 06	10	7,0	34,0		42,5		
M22090-06-12	10	3/8″	- 06	12	8,0	34,0		45,0		
M22090-08-12	12	1/2″	- 08	12	8,0	34,5		45,0		
M22090-08-15	12	1/2″	- 08	15	10,5	42,0		52,0		
M22090-08-18	12	1/2″	- 08	18	12,5	42,0		55,0		
M22090-10-18	16	5/8″	- 10	18	12,5	49,0		59,0		
M22090-10-22	16	5/8″	- 10	22	15,0	53,5		63,0		
M22090-12-22	19	3/4″	- 12	22	15,0	54,5		63,0		
M22090-16-28	25	1″	- 16	28	19,8	67,5		75,0		
M22090-20-35	31	1.1/4″	- 20	35	26,0	80,5		94,0		

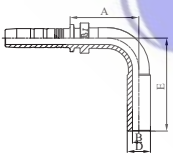

M22190

90° METRIC STANDPIPE HEAVY DUTY - DIN 2353 / ISO 8434-1
ESPIGA LISA METRICA SERIE PESADA CODO DE 90° - DIN 2353 / ISO 8434-1
BES 90° BOGEN - DIN 2353 / ISO 8434-1
ESTREMITÀ TUBOLARE 90° SERIE PESANTE - DIN 2353 / ISO 8434-1

PART. REF.	HOSE BORE			PIPE	DIMENSIONS mm					
	DN	inch	Size	D	B	A		E		
M22190-04-08	6	1/4″	- 04	8	4,0	27,0		38,0		
M22190-04-10	6	1/4″	- 04	10	6,0	27,0		41,0		
M22190-04-12	6	1/4″	- 04	12	7,0	27,0		44,0		
M22190-05-12	8	5/16″	- 05	12	7,0	30,5		44,0		
M22190-06-14	10	3/8″	- 06	14	9,3	35,0		51,0		
M22190-08-14	12	1/2″	- 08	14	9,3	42,0		53,5		
M22190-08-16	12	1/2″	- 08	16	10,5	43,0		55,0		
M22190-10-20	16	5/8″	- 10	20	12,5	49,0		66,5		
M22190-12-20	19	3/4″	- 12	20	15,0	54,5		69,0		
M22190-12-25	19	3/4″	- 12	25	15,0	57,5		75,0		
M22190-16-25	25	1″	- 16	25	15,0	61,5		76,5		
M22190-16-30	25	1″	- 16	30	19,8	69,5		87,0		

M22040

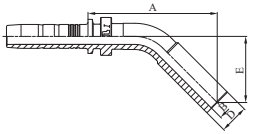

45° METRIC STANDPIPE LIGHT DUTY - DIN 2353 / ISO 8434-1
ESPIGA LISA METRICA SERIE LIGERA CODO DE 45° - DIN 2353 / ISO 8434-1
BEL 45° BOGEN - DIN 2353 / ISO 8434-1
ESTREMITÀ TUBOLARE 45° SERIE LEGGERA - DIN 2353 / ISO 8434-1

PART. REF.	HOSE BORE			PIPE	DIMENSIONS mm					
	DN	inch	Size	D	B	A		E		
M22040-03-06	5	3/16″	- 03	6	3,0	37,5		20,5		
M22040-04-06	6	1/4″	- 04	6	3,0	38,0		20,5		
M22040-05-10	8	5/16″	- 05	10	7,0	44,5		22,5		
M22040-06-10	10	3/8″	- 06	10	7,0	47,5		23,0		
M22040-06-12	10	3/8″	- 06	12	8,0	49,5		25,0		
M22040-08-15	12	1/2″	- 08	15	10,5	58,0		28,0		
M22040-10-18	16	5/8″	- 10	18	12,5	63,5		30,5		
M22040-12-22	19	3/4″	- 12	22	15,0	69,0		32,0		
M22040-16-28	25	1″	- 16	28	19,8	81,5		37,0		

M22140

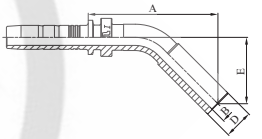

45° METRIC STANDPIPE HEAVY DUTY - DIN 2353 / ISO 8434-1
ESPIGA LISA METRICA SERIE PESADA CODO DE 45° - DIN 2353 / ISO 8434-1
BES 45° BOGEN - DIN 2353 / ISO 8434-1
ESTREMITÀ TUBOLARE 45° SERIE PESANTE - DIN 2353 / ISO 8434-1

PART. REF.	HOSE BORE			PIPE	DIMENSIONS mm					
	DN	inch	Size	D	B	A		E		
M22140-04-08	6	1/4″	- 04	8	4,0	42,0		22,0		
M22140-04-10	6	1/4″	- 04	10	6,0	44,0		24,0		
M22140-06-14	10	3/8″	- 06	14	9,3	54,5		29,0		
M22140-08-16	12	1/2″	- 08	16	10,5	61,0		30,0		
M22140-10-20	16	5/8″	- 10	20	12,5	69,0		36,0		
M22140-12-25	19	3/4″	- 12	25	15,0	80,5		40,5		
M22140-16-25	25	1″	- 16	25	15,0	82,0		41,0		

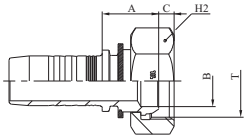

M21013

METRIC FEMALE 60° CONE - DIN 20078/3863
HEMBRA METRICA ASIENTO A 60º - DIN 20078/3863
DKM 60° KONUS - DIN 20078/3863
FEMMINA METRICA CONO 60º - DIN 20078/3863

PART. REF.	HOSE BORE			THREAD	DIMENSIONS mm					
	DN	inch	Size	T	B	A	C			H_2
M21013-10-30	16	5/8"	- 10	M 30x1,5	20,0	20,0	8,1			36
M21013-12-30	19	3/4"	- 12	M 30x1,5	20,0	21,0	8,1			36
M21013-16-38	25	1"	- 16	M 38x1,5	26,0	22,8	7,6			46
M21013-20-45	31	1.1/4"	- 20	M 45x1,5	33,0	23,5	8,1			50
M21013-24-52	38	1.1/2"	- 24	M 52x1,5	40,0	25,0	8,1			60

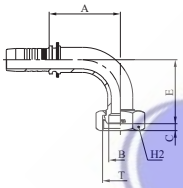

M21093

90° METRIC FEMALE SWEPT ELBOW 60° CONE - DIN 20078/3863
HEMBRA METRICA CODO DE 90º ASIENTO A 60º - DIN 20078/3863
DKM 90° BOGEN 60° KONUS - DIN 20078/3863
FEMMINA METRICA 90° CONO 60º - DIN 20078/3863

PART. REF.	HOSE BORE			THREAD	DIMENSIONS mm					
	DN	inch	Size	T	B	A	C	E		H_2
M21093-12-30	19	3/4"	- 12	M 30x1,5	20,0	61,5	8,1	54,5		36
M21093-16-38	25	1"	- 16	M 38x1,5	26,0	76,5	7,6	63,0		46
M21093-20-45	31	1.1/4"	- 20	M 45x1,5	33,0	92,0	8,1	81,0		50

DIN STANDARD CONNECTIONS

M21312

METRIC FEMALE MULTISEAL - DIN 20078/3868 (THRUST-WIRE NUT)
HEMBRA METRICA ASIENTO UNIVERSAL - DIN 20078/3868 (TUERCA CON SEGURO)
DKL UNIVERSALKONUS - DIN 20078/3868 (GESTIFTETE MUTTER)
FEMMINA METRICA CONO UNIVERSALE - DIN 20078/3868 (DADO SPINATO)

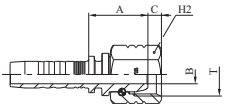

M21313

METRIC FEMALE MULTISEAL - DIN 20078/3868 (SLIP-ON NUT)
HEMBRA METRICA ASIENTO UNIVERSAL - DIN 20078/3868 (TUERCA LIBRE)
DKL UNIVERSALKONUS - DIN 20078/3868 (HINTERLEGTE MUTTER)
FEMMINA METRICA CONO UNIVERSALE - DIN 20078/3868 (DADO PASSANTE)

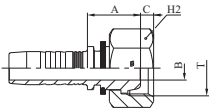

PART. REF.	HOSE BORE			THREAD	PIPE	DIMENSIONS mm					
	DN	inch	Size	T	mm	B	A	C			H_2
M21313-03-12	5	3/16″	- 03	M 12x1,5	6	3,0	18,6	3,7			14
M21312-04-12	6	1/4″	- 04	M 12x1,5	6	4,0	19,5	4,0			17
M21313-04-14	6	1/4″	- 04	M 14x1,5	8	4,0	19,5	3,8			17
M21313-04-16	6	1/4″	- 04	M 16x1,5	10	4,0	19,5	4,0			19
M21313-05-16	8	5/16″	- 05	M 16x1,5	10	5,5	19,5	4,0			19
M21313-05-18	8	5/16″	- 05	M 18x1,5	12	5,5	19,6	4,0			22
M21312-06-14	10	3/8″	- 06	M 14x1,5	8	4,0	19,5	3,9			17
M21312-06-16	10	3/8″	- 06	M 16x1,5	10	7,0	21,6	5,0			19
M21313-06-18	10	3/8″	- 06	M 18x1,5	12	7,0	20,1	4,0			22
M21313-06-22	10	3/8″	- 06	M 22x1,5	15	7,0	21,1	5,2			27
M21312-08-18	12	1/2″	- 08	M 18x1,5	12	7,0	23,0	5,9			22
M21313-08-22	12	1/2″	- 08	M 22x1,5	15	9,3	21,5	5,2			27
M21313-10-26	16	5/8″	- 10	M 26x1,5	18	12,5	22,1	5,5			32

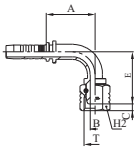

M21392

90° METRIC FEMALE SWEPT ELBOW MULTISEAL DIN 20078/3868 (THRUST-WIRE NUT)
HEMBRA METRICA CODO DE 90º ASIENTO UNIVERSAL DIN 20078/3868 (TUERCA CON SEGURO)
DKL UNIVERSALKONUS 90° BOGEN - DIN 20078/3868 (GESTIFTETE MUTTER)
FEMMINA METRICA 90° CONO UNIVERSALE - DIN 20078/3868 (DADO SPINATO)

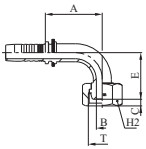

M21393

90° METRIC FEMALE SWEPT ELBOW MULTISEAL DIN 20078/3868 (SLIP-ON NUT)
HEMBRA METRICA CODO DE 90º ASIENTO UNIVERSAL DIN 20078/3868 (TUERCA LIBRE)
DKL UNIVERSALKONUS 90° BOGEN - DIN 20078/3868 (HINTERLEGTE MUTTER)
FEMMINA METRICA 90° CONO UNIVERSALE - DIN 20078/3868 (DADO PASSANTE)

PART. REF.	HOSE BORE			THREAD	PIPE	DIMENSIONS mm					
	DN	inch	Size	T	mm	B	A	C	E		H_2
M21393-03-12	5	3/16″	- 03	M 12x1,5	6	3,0	26,0	3,7	27,0		14
M21392-04-12	6	1/4″	- 04	M 12x1,5	6	4,0	28,0	4,0	30,5		17
M21393-04-14	6	1/4″	- 04	M 14x1,5	8	4,0	29,5	3,8	29,5		17
M21393-04-16	6	1/4″	- 04	M 16x1,5	10	4,0	29,5	4,0	29,5		19
M21393-05-16	8	5/16″	- 05	M 16x1,5	10	5,5	32,0	4,0	29,0		19
M21393-05-18	8	5/16″	- 05	M 18x1,5	12	7,0	32,0	4,0	30,5		22
M21392-06-16	10	3/8″	- 06	M 16x1,5	10	7,0	35,5	5,0	38,0		19
M21393-06-18	10	3/8″	- 06	M 18x1,5	12	7,0	36,5	4,0	31,5		22
M21393-06-22	10	3/8″	- 06	M 22x1,5	15	7,0	36,5	5,2	32,0		27
M21393-08-22	12	1/2″	- 08	M 22x1,5	15	9,3	45,0	5,2	36,5		27
M21393-10-26	16	5/8″	- 10	M 26x1,5	18	12,5	51,5	5,5	50,0		32
M21392-12-26	19	3/4″	- 12	M 26x1,5	18	12,5	61,5	3,6	63,0		32

MULTIFIT TYPE

DIN STANDARD CONNECTIONS

M21342

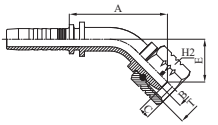

45° METRIC FEMALE SWEPT ELBOW MULTISEAL DIN 20078/3868 (THRUST-WIRE NUT)
HEMBRA METRICA CODO DE 45º ASIENTO UNIVERSAL DIN 20078/3868 (TUERCA CON SEGURO)
DKL UNIVERSALKONUS 45° BOGEN - DIN 20078/3868 (GESTIFTETE MUTTER)
FEMMINA METRICA 45° CONO UNIVERSALE - DIN 20078/3868 (DADO SPINATO)

M21343

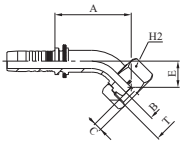

45° METRIC FEMALE SWEPT ELBOW MULTISEAL DIN 20078/3868 (SLIP-ON NUT)
HEMBRA METRICA CODO DE 45º ASIENTO UNIVERSAL DIN 20078/3868 (TUERCA LIBRE)
DKL UNIVERSALKONUS 45° BOGEN - DIN 20078/3868 (HINTERLEGTE MUTTER)
FEMMINA METRICA 45° CONO UNIVERSALE - DIN 20078/3868 (DADO PASSANTE)

PART. REF.	HOSE BORE			THREAD	PIPE	DIMENSIONS mm					
	DN	inch	Size	T	mm	B	A	C	E		H_2
M21343-04-14	6	1/4"	- 04	M 14x1,5	8	4,0	36,5	3,8	15,0		17
M21343-04-16	6	1/4"	- 04	M 16x1,5	10	4,0	36,5	4,0	15,0		19
M21342-05-14	8	5/16"	- 05	M 14x1,5	8	4,0	40,0	3,9	19,5		17
M21343-05-16	8	5/16"	- 05	M 16x1,5	10	5,5	39,0	4,0	15,0		19
M21342-06-16	10	3/8"	- 06	M 16x1,5	10	4,0	46,0	5,0	20,0		19
M21343-06-18	10	3/8"	- 06	M 18x1,5	12	7,0	42,0	4,0	15,5		22
M21343-06-22	10	3/8"	- 06	M 22x1,5	15	7,0	42,5	5,2	15,5		27
M21343-08-22	12	1/2"	- 08	M 22x1,5	15	9,3	49,5	5,2	17,0		27
M21343-10-26	16	5/8"	- 10	M 26x1,5	18	12,5	60,0	5,5	24,0		32

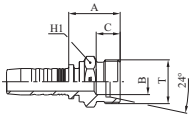

M11110

METRIC MALE 24° CONE SEAT LIGHT DUTY - DIN 20066 / ISO 12151-2
MACHO METRICO ASIENTO A 24º SERIE LIGERA DIN 20066 / ISO 12151-2
CEL - DIN 20066 / ISO 12151-2
MASCHIO METRICO 24° SERIE LEGGERA - DIN 20066 / ISO 12151-2

PART. REF.	HOSE BORE			THREAD	PIPE	DIMENSIONS mm					
	DN	inch	Size	T	mm	B	A	C		H_1	H_2
M11110-03-12	5	3/16"	- 03	M 12x1,5	6	3,0	21,0	10,0		14	
M11110-04-12	6	1/4"	- 04	M 12x1,5	6	4,0	21,5	10,0		14	
M11110-04-14	6	1/4"	- 04	M 14x1,5	8	4,0	21,5	10,0		14	
M11110-04-16	6	1/4"	- 04	M 16x1,5	10	7,0	23,5	11,0		17	
M11110-04-18	6	1/4"	- 04	M 18x1,5	12	9,0	23,5	11,0		19	
M11110-05-16	8	5/16"	- 05	M 16x1,5	10	7,0	24,0	11,0		17	
M11110-05-18	8	5/16"	- 05	M 18x1,5	12	9,0	24,0	11,0		19	
M11110-06-16	10	3/8"	- 06	M 16x1,5	10	7,0	24,1	11,0		17	
M11110-06-18	10	3/8"	- 06	M 18x1,5	12	9,0	24,6	11,0		19	
M11110-06-22	10	3/8"	- 06	M 22x1,5	15	10,0	25,6	12,0		22	
M11110-06-26	10	3/8"	- 06	M 26x1,5	18	12,5	26,5	12,0		27	
M11110-08-16	12	1/2"	- 08	M 16x1,5	10	7,0	24,5	11,0		22	
M11110-08-18	12	1/2"	- 08	M 18x1,5	12	9,3	24,5	11,0		22	
M11110-08-22	12	1/2"	- 08	M 22x1,5	15	10,0	25,6	12,0		22	
M11110-08-26	12	1/2"	- 08	M 26x1,5	18	12,5	26,4	12,0		27	
M11110-10-22	16	5/8"	- 10	M 22x1,5	15	10,0	25,5	12,0		22	
M11110-10-26	16	5/8"	- 10	M 26x1,5	18	12,5	26,7	12,0		27	
M11110-10-30	16	5/8"	- 10	M 30x2	22	15,0	28,5	14,0		30	
M11110-12-26	19	3/4"	- 12	M 26x1,5	18	15,0	28,5	12,0		27	
M11110-12-30	19	3/4"	- 12	M 30x2	22	15,0	30,0	14,0		30	
M11110-12-36	19	3/4"	- 12	M 36x2	28	19,8	31,2	14,0		36	
M11110-16-36	25	1"	- 16	M 36x2	28	20,0	32,3	14,0		36	
M11110-20-45	31	1.1/4"	- 20	M 45x2	35	26,0	40,5	16,0		46	
M11110-24-52	38	1.1/2"	- 24	M 52x2	42	32,0	42,6	16,0		55	

M21512

METRIC O-RING FEMALE 24° CONE LIGHT DUTY - DIN 20066 / ISO 12151-2 (THRUST-WIRE NUT)
HEMBRA METRICA CON O-RING ASIENTO A 24º SERIE LIGERA DIN 20066 / ISO 12151-2 (TUERCA CON SEGURO)
DKOL - DIN 20066 / ISO 12151-2 (GESTIFTETE MUTTER)
FEMMINA METRICA CONO 24° O-RING SERIE LEGGERA DIN 20066 / ISO 12151-2 (DADO SPINATO)

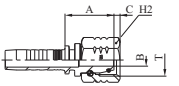

M21513

METRIC O-RING FEMALE 24° CONE LIGHT DUTY - DIN 20066 / ISO 12151-2 (SLIP-ON NUT)
HEMBRA METRICA CON O-RING ASIENTO A 24º SERIE LIGERA DIN 20066 / ISO 12151-2 (TUERCA LIBRE)
DKOL - DIN 20066 / ISO 12151-2 (HINTERLEGTE MUTTER)
FEMMINA METRICA CONO 24° O-RING SERIE LEGGERA DIN 20066 / ISO 12151-2 (DADO PASSANTE)

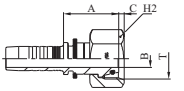

PART. REF.	HOSE BORE			THREAD	PIPE	DIMENSIONS mm					
	DN	inch	Size	T	mm	B	A	C			H_2
M21513-03-12	5	3/16″	- 03	M 12x1,5	6	3,0	21,9	1,7			14
M21513-03-14	5	3/16″	- 03	M 14x1,5	8	4,5	24,5	1,7			17
M21512-04-12	6	1/4″	- 04	M 12x1,5	6	3,0	21,1	2,2			17
M21513-04-14	6	1/4″	- 04	M 14x1,5	8	4,0	22,1	1,7			17
M21513-04-16	6	1/4″	- 04	M 16x1,5	10	6,0	22,6	2,1			19
M21513-04-18	6	1/4″	- 04	M 18x1,5	12	7,0	21,9	2,3			22
M21512-05-14	8	5/16″	- 05	M 14x1,5	8	4,0	20,0	1,7			17
M21513-05-16	8	5/16″	- 05	M 16x1,5	10	6,0	22,6	2,1			19
M21513-05-18	8	5/16″	- 05	M 18x1,5	12	7,0	21,9	2,3			22
M21512-06-16	10	3/8″	- 06	M 16x1,5	10	6 ,0	23,1	3,0			19
M21513-06-18	10	3/8″	- 06	M 18x1,5	12	7,0	22,4	2,3			22
M21513-06-22	10	3/8″	- 06	M 22x1,5	15	9,3	25,0	2,3			27
M21512-08-18	12	1/2″	- 08	M 18x1,5	12	7,0	29,0	2,9			22
M21513-08-22	12	1/2″	- 08	M 22x1,5	15	9,3	25,4	2,3			27
M21513-08-26	12	1/2″	- 08	M 26x1,5	18	12,5	26,1	2,5			32
M21512-10-18	16	5/8″	- 10	M 18x1,5	12	7,0	29,0	2,9			22
M21512-10-22	16	5/8″	- 10	M 22x1,5	15	9,5	26,5	2,4			27
M21513-10-26	16	5/8″	- 10	M 26x1,5	18	12,5	26,0	2,5			32
M21513-10-30	16	5/8″	- 10	M 30x2	22	15,0	34,0	3,6			36
M21513-10-36	16	5/8″	- 10	M 36x2	28	20,0	30,5	3,8			41
M21512-12-26	19	3/4″	- 12	M 26x1,5	18	12,5	31,1	3,6			32
M21513-12-30	19	3/4″	- 12	M 30x2	22	15,0	28,2	3,6			36
M21513-12-36	19	3/4″	- 12	M 36x2	28	20,0	28,3	3,8			41
M21512-16-30	25	1″	- 16	M 30x2	22	15,0	34,0	3,6			36
M21513-16-36	25	1″	- 16	M 36x2	28	19,8	29,4	3,8			41
M21513-16-45	25	1″	- 16	M 45x2	35	26,0	39,0	5,1			50
M21512-20-36	31	1.1/4″	- 20	M 36x2	28	19,8	35,5	5,0			41
M21513-20-45	31	1.1/4″	- 20	M 45x2	35	26,0	32,9	5,1			50
M21513-20-52	31	1.1/4″	- 20	M 52x2	42	32,0	32,5	5,1			60
M21512-24-45	38	1.1/2″	- 24	M 45x2	35	26,0	42,5	5,8			50
M21513-24-52	38	1.1/2″	- 24	M 52x2	42	32,0	32,8	5,1			60

M21592

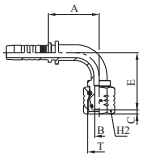

90° METRIC O-RING FEMALE SWEPT ELBOW 24° CONE LIGHT DUTY
DIN 20066 / ISO 12151-2 (THRUST-WIRE NUT)
HEMBRA METRICA CON O-RING CODO DE 90º ASIENTO A 24º SERIE LIGERA
DIN 20066 / ISO 12151-2 (TUERCA CON SEGURO)
DKOL 90° BOGEN - DIN 20066 / ISO 12151-2 (GESTIFTETE MUTTER)
FEMMINA METRICA 90° CONO 24° O-RING SERIE LEGGERA DIN 20066 / ISO 12151-2 (DADO SPINATO)

M21593

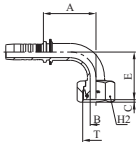

90° METRIC O-RING FEMALE SWEPT ELBOW 24° CONE LIGHT DUTY
DIN 20066 / ISO 12151-2 (SLIP-ON NUT)
HEMBRA METRICA CON O-RING CODO DE 90º ASIENTO A 24º SERIE LIGERA
DIN 20066 / ISO 12151-2 (TUERCA LIBRE)
DKOL 90° BOGEN - DIN 20066 / ISO 12151-2 (HINTERLEGTE MUTTER)
FEMMINA METRICA 90° CONO 24° O-RING SERIE LEGGERA DIN 20066 / ISO 12151-2 (DADO PASSANTE)

PART. REF.	HOSE BORE			THREAD	PIPE	DIMENSIONS mm					
	DN	inch	Size	T	mm	B	A	C	E		H_2
M21593-03-12	5	3/16″	- 03	M 12x1,5	6	3,0	26,0	1,7	30,0		14
M21593-03-14	5	3/16″	- 03	M 14x1,5	8	4,0	29,0	1,7	31,5		17
M21592-04-12	6	1/4″	- 04	M 12x1,5	6	3,0	28,5	2,2	32,5		17
M21593-04-14	6	1/4″	- 04	M 14x1,5	8	4,0	29,5	1,7	31,5		17
M21593-04-16	6	1/4″	- 04	M 16x1,5	10	6,0	29,5	2,1	32,0		19
M21593-04-18	6	1/4″	- 04	M 18x1,5	12	7,0	29,5	2,3	33,0		22
M21592-05-14	8	5/16″	- 05	M 14x1,5	8	4,0	31,0	1,7	33,0		17
M21593-05-16	8	5/16″	- 05	M 16x1,5	10	6,0	32,0	2,1	32,5		19
M21593-05-18	8	5/16″	- 05	M 18x1,5	12	7,0	32,0	2,3	32,5		22
M21593-05-22	8	5/16″	- 05	M 22x1,5	15	9,3	36,0	2,3	35,0		27
M21592-06-16	10	3/8″	- 06	M 16x1,5	10	6,0	35,5	3,0	40,0		19
M21593-06-18	10	3/8″	- 06	M 18x1,5	12	7,0	36,5	2,3	33,5		22
M21593-06-22	10	3/8″	- 06	M 22x1,5	15	9,3	36,5	2,3	35,0		27
M21592-08-18	12	1/2″	- 08	M 18x1,5	12	7,0	44,0	2,9	48,0		22
M21593-08-22	12	1/2″	- 08	M 22x1,5	15	9,3	45,0	2,3	39,5		27
M21593-08-26	12	1/2″	- 08	M 26x1,5	18	12,5	45,0	2,5	40,0		32
M21592-10-22	16	5/8″	- 10	M 22x1,5	15	9,3	53,5	3,0	57,5		27
M21593-10-26	16	5/8″	- 10	M 26x1,5	18	12,5	51,5	2,5	53,0		32
M21593-10-30	16	5/8″	- 10	M 30x2	22	15,0	51,5	3,6	54,0		36
M21592-12-26	19	3/4″	- 12	M 26x1,5	18	12,5	61,5	3,6	63,0		32
M21593-12-30	19	3/4″	- 12	M 30x2	22	15,0	61,5	3,6	59,0		36
M21593-12-36	19	3/4″	- 12	M 36x2	28	19,8	61,5	3,8	61,0		41
M21592-16-30	25	1″	- 16	M 30x2	22	15,0	79,5	3,6	80,5		36
M21593-16-36	25	1″	- 16	M 36x2	28	19,8	76,5	3,8	69,5		41
M21593-16-45	25	1″	- 16	M 45x2	35	26,0	79,0	5,1	72,0		50
M21592-20-36	31	1.1/4″	- 20	M 36x2	28	19,8	93,5	5,0	92,0		41
M21593-20-45	31	1.1/4″	- 20	M 45x2	35	26,0	93,5	5,1	81,0		50
M21592-24-36	38	1.1/2″	- 24	M 36x2	28	19,8	97,0	5,0	68,0		41
M21593-24-52	38	1.1/2″	- 24	M 52x2	42	32,0	107,5	5,1	98,0		60

M21542

45° METRIC O-RING FEMALE SWEPT ELBOW 24° CONE LIGHT DUTY
DIN 20066 / ISO 12151-2 (THRUST-WIRE NUT)
HEMBRA METRICA CON O-RING CODO DE 45º ASIENTO A 24º SERIE LIGERA
DIN 20066 / ISO 12151-2 (TUERCA CON SEGURO)
DKOL 45° BOGEN - DIN 20066 / ISO 12151-2 (GESTIFTETE MUTTER)
FEMMINA METRICA 45° CONO 24° O-RING SERIE LEGGERA
DIN 20066 / ISO 12151-2 (DADO SPINATO)

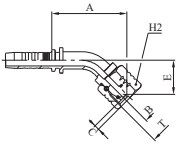

M21543

45° METRIC O-RING FEMALE SWEPT ELBOW 24° CONE LIGHT DUTY
DIN 20066 / ISO 12151-2 (SLIP-ON NUT)
HEMBRA METRICA CON O-RING CODO DE 45º ASIENTO A 24º SERIE LIGERA
DIN 20066/ ISO 12151-2 (TUERCA LIBRE)
DKOL 45° BOGEN - DIN 20066/ ISO 12151-2 (HINTERLEGTE MUTTER)
FEMMINA METRICA 45° CONO 24° O-RING SERIE LEGGERA DIN 20066/ ISO 12151-2 (DADO PASSANTE)

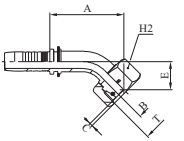

PART. REF.	HOSE BORE			THREAD	PIPE	DIMENSIONS mm					
	DN	inch	Size	T	mm	B	A	C	E		H2
M21543-03-12	5	3/16″	- 03	M 12x1,5	6	3,0	35,0	1,7	16,0		14
M21542-04-12	6	1/4″	- 04	M 12x1,5	6	3,0	39,0	2,2	18,0		17
M21543-04-14	6	1/4″	- 04	M 14x1,5	8	4,0	38,0	1,7	16,5		17
M21543-04-16	6	1/4″	- 04	M 16x1,5	10	6,0	38,0	2,1	17,0		19
M21543-04-18	6	1/4″	- 04	M 18x1,5	12	7,0	38,5	2,3	17,5		22
M21543-05-16	8	5/16″	- 05	M 16x1,5	10	6,0	41,5	2,1	17,5		19
M21543-05-18	8	5/16″	- 05	M 18x1,5	12	7,0	41,5	2,3	17,0		22
M21542-06-16	10	3/8″	- 06	M 16x1,5	10	6,0	47,5	3,0	21,5		19
M21543-06-18	10	3/8″	- 06	M 18x1,5	12	7,0	43,5	2,3	16,5		22
M21543-06-22	10	3/8″	- 06	M 22x1,5	15	9,3	45,0	2,3	18,0		27
M21542-08-18	12	1/2″	- 08	M 18x1,5	12	7,0	56,5	2,9	25,0		22
M21543-08-22	12	1/2″	- 08	M 22x1,5	15	9,3	52,0	2,3	19,0		27
M21543-08-26	12	1/2″	- 08	M 26x1,5	18	12,5	52,5	2,5	19,5		32
M21542-10-22	16	5/8″	- 10	M 22x1,5	15	9,3	65,5	2,4	29,0		27
M21543-10-26	16	5/8″	- 10	M 26x1,5	18	12,5	62,0	2,5	26,5		32
M21542-12-26	19	3/4″	- 12	M 26x1,5	18	12,5	73,0	3,6	31,0		32
M21543-12-30	19	3/4″	- 12	M 30x2	22	15,0	71,0	3,6	28,5		36
M21543-12-36	19	3/4″	- 12	M 36x2	28	19,8	72,0	3,8	30,0		41
M21543-16-36	25	1″	- 16	M 36x2	28	19,8	85,0	3,8	32,0		41
M21542-20-36	31	1.1/4″	- 20	M 36x2	28	19,8	107,5	5,0	44,0		41
M21543-20-45	31	1.1/4″	- 20	M 45x2	35	26,0	99,5	5,1	36,0		50
M21542-24-36	38	1.1/2″	- 24	M 36x2	28	19,8	117,5	5,0	37,0		41
M21543-24-52	38	1.1/2″	- 24	M 52x2	42	32,0	117,0	5,1	44,5		60

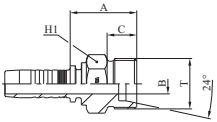

M11210

METRIC MALE 24° CONE SEAT HEAVY DUTY - DIN 20066 / ISO 12151-2
MACHO METRICO ASIENTO A 24º - SERIE PESADA DIN 20066 / ISO 12151-2
CES - DIN 20066 / ISO 12151-2
MASCHIO METRICO 24º - SERIE PESANTE DIN 20066 / ISO 12151-2

PART. REF.	HOSE BORE			THREAD	PIPE	DIMENSIONS mm					
	DN	inch	Size	T	mm	B	A	C		H_1	
M11210-04-16	6	1/4"	- 04	M 16x1,5	8	4,0	25,5	12,0		17	
M11210-04-18	6	1/4"	- 04	M 18x1,5	10	6,0	26,5	12,0		19	
M11210-04-20	6	1/4"	- 04	M 20x1,5	12	7,0	29,0	12,0		22	
M11210-05-16	8	5/16"	- 05	M 16x1,5	8	5,5	26,0	12,0		17	
M11210-05-18	8	5/16"	- 05	M 18x1,5	10	7,0	26,5	12,0		19	
M11210-05-20	8	5/16"	- 05	M 20x1,5	12	7,0	29,0	12,0		22	
M11210-06-18	10	3/8"	- 06	M 18x1,5	10	7,0	27,1	12,0		19	
M11210-06-20	10	3/8"	- 06	M 20x1,5	12	7,0	29,1	12,0		22	
M11210-06-22	10	3/8"	- 06	M 22x1,5	14	8,0	31,1	14,0		22	
M11210-08-22	12	1/2"	- 08	M 22x1,5	14	9,3	31,5	14,0		22	
M11210-08-24	12	1/2"	- 08	M 24x1,5	16	9,3	31,6	14,0		24	
M11210-10-30	16	5/8"	- 10	M 30x2	20	15,0	35,7	16,0		30	
M11210-10-36	16	5/8"	- 10	M 36x2	25	19,8	40,0	18,0		36	
M11210-12-30	19	3/4"	- 12	M 30x2	20	15,0	37,0	16,0		30	
M11210-12-36	19	3/4"	- 12	M 36x2	25	19,8	41,0	18,0		36	
M11210-16-36	25	1"	- 16	M 36x2	25	19,8	42,3	18,0		36	
M11210-16-42	25	1"	- 16	M 42x2	30	25,0	44,3	20,0		46	
M11210-20-52	31	1.1/4"	- 20	M 52x2	38	30,0	50,5	22,0		55	

MULTIFIT TYPE

DIN STANDARD CONNECTIONS

M21612

METRIC O-RING FEMALE 24° CONE HEAVY DUTY
DIN 20066 / ISO 12151-2 (THRUST-WIRE NUT)
HEMBRA METRICA CON O-RING ASIENTO A 24º SERIE PESADA
DIN 20066 / ISO 12151-2 (TUERCA CON SEGURO)
DKOS - DIN 20066 / ISO 12151-2 (GESTIFTETE MUTTER)
FEMMINA METRICA CONO 24° O-RING SERIE PESANTE
DIN 20066 / ISO 12151-2 (DADO SPINATO)

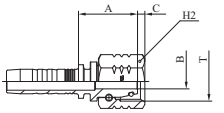

M21613

METRIC O-RING FEMALE 24° CONE HEAVY DUTY - DIN 20066 / ISO 12151-2 (SLIP-ON NUT)
HEMBRA METRICA CON O-RING ASIENTO A 24º SERIE PESADA
DIN 20066 / ISO 12151-2 (TUERCA LIBRE)
DKOS - DIN 20066 / ISO 12151-2 (HINTERLEGTE MUTTER)
FEMMINA METRICA CONO 24° O-RING SERIE PESANTE
DIN 20066 / ISO 12151-2 (DADO PASSANTE)

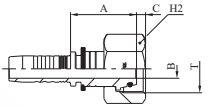

PART. REF.	HOSE BORE			THREAD	PIPE	DIMENSIONS mm					
	DN	inch	Size	T	mm	B	A	C			H_2
M21613-03-14	5	3/16″	- 03	M 14x1,5	6	2,5	25,5	3,5			17
M21613-03-16	5	3/16″	- 03	M 16x1,5	8	3,2	21,9	3,4			19
M21613-04-14	6	1/4″	- 04	M 14x1,5	6	3,0	23,5	3,5			17
M21613-04-16	6	1/4″	- 04	M 16x1,5	8	4,0	22,2	3,4			19
M21613-04-18	6	1/4″	- 04	M 18x1,5	10	4,0	28,0	3,0			22
M21613-04-20	6	1/4″	04	M 20x1,5	12	7,0	25,7	2,5			24
M21613-05-18	8	5/16″	- 05	M 18x1,5	10	5,5	28,0	3,0			22
M21613-05-20	8	5/16″	- 05	M 20x1,5	12	5,5	24,8	2,5			24
M21613-06-18	10	3/8″	- 06	M 18x1,5	10	7,0	28,5	3,0			22
M21613-06-20	10	3/8″	- 06	M 20x1,5	12	7,0	25,3	2,5			24
M21613-06-22	10	3/8″	- 06	M 22x1,5	14	7,0	32,6	3,0			27
M21613-06-24	10	3/8″	- 06	M 24x1,5	16	7,0	32,0	3,0			30
M21612-08-20	12	1/2″	- 08	M 20x1,5	12	7,0	29,0	2,5			24
M21612-08-22	12	1/2″	- 08	M 22x1,5	14	7,0	27,5	2,5			27
M21613-08-24	12	1/2″	- 08	M 24x1,5	16	9,3	26,7	3,0			30
M21613-08-30	12	1/2″	- 08	M 30x2	20	12,5	37,0	3,5			36
M21612-10-24	16	5/8″	- 10	M 24x1,5	16	9,3	29,5	4,0			30
M21613-10-30	16	5/8″	- 10	M 30x2	20	12,5	30,6	3,5			36
M21613-10-36	16	5/8″	- 10	M 36x2	25	15,0	40,0	4,5			41
M21612-12-24	19	3/4″	- 12	M 24x1,5	16	9,3	30,5	4,0			30
M21612-12-30	19	3/4″	- 12	M 30x2	20	12,5	33,5	2,2			36
M21613-12-36	19	3/4″	- 12	M 36x2	25	15,0	34,1	4,5			41
M21612-16-30	25	1″	- 16	M 30x2	20	12,5	34,5	2,2			36
M21612-16-36	25	1″	- 16	M 36x2	25	15,0	35,3	1,7			41
M21613-16-42	25	1″	- 16	M 42x2	30	19,8	35,4	6,3			50
M21613-20-52	31	1.1/4″	- 20	M 52x2	38	26,0	37,5	8,0			60
M21613-24-52	38	1.1/2″	- 24	M 52x2	38	26,0	49,6	8,0			60

M21692

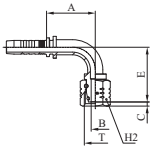

90° METRIC O-RING FEMALE SWEPT ELBOW 24° CONE HEAVY DUTY
DIN 20066 / ISO 12151-2 (THRUST-WIRE NUT)
HEMBRA METRICA CON O-RING CODO DE 90º ASIENTO A 24º SERIE PESADA
DIN 20066 / ISO 12151-2 (TUERCA CON SEGURO)
DKOS 90° BOGEN - DIN 20066 / ISO 12151-2 (GESTIFTETE MUTTER)
FEMMINA METRICA 90° CONO 24º O-RING SERIE PESANTE DIN 20066 / ISO 12151-2 (DADO SPINATO)

M21693

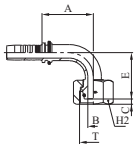

90° METRIC O-RING FEMALE SWEPT ELBOW 24° CONE HEAVY DUTY
DIN 20066 / ISO 12151-2 (SLIP-ON NUT)
HEMBRA METRICA CON O-RING CODO DE 90º ASIENTO A 24º SERIE PESADA
DIN 20066 / ISO 12151-2 (TUERCA LIBRE)
DKOS 90° BOGEN - DIN 20066 / ISO 12151-2 (HINTERLEGTE MUTTER)
FEMMINA METRICA 90° CONO 24º O-RING SERIE PESANTE DIN 20066 / ISO 12151-2 (DADO PASSANTE)

PART. REF.	HOSE BORE			THREAD	PIPE	DIMENSIONS mm					
	DN	inch	Size	T	mm	B	A	C	E		H_2
M21693-03-14	5	3/16″	- 03	M 14x1,5	6	3,0	26,0	3,5	30,0		17
M21693-03-16	5	3/16″	- 03	M 16x1,5	8	3,0	26,0	3,4	29,5		19
M21693-04-14	6	1/4″	- 04	M 14x1,5	6	3,0	29,5	3,5	32,5		17
M21693-04-16	6	1/4″	- 04	M 16x1,5	8	4,0	29,5	3,4	29,5		19
M21693-04-18	6	1/4″	- 04	M 18x1,5	10	4,0	29,5	3,0	31,0		22
M21693-04-20	6	1/4″	- 04	M 20x1,5	12	5,5	29,5	2,5	34,5		24
M21693-05-18	8	5/16″	- 05	M 18x1,5	10	4,0	32,0	3,0	33,5		22
M21693-05-20	8	5/16″	- 05	M 20x1,5	12	5,5	32,0	2,5	34,0		24
M21692-06-18	10	3/8″	- 06	M 18x1,5	10	4,0	35,5	3,9	42,5		22
M21693-06-20	10	3/8″	- 06	M 20x1,5	12	7,0	36,5	2,5	35,0		24
M21693-06-22	10	3/8″	- 06	M 22x1,5	14	7,0	36,5	3,0	37,0		27
M21693-06-24	10	3/8″	- 06	M 24x1,5	16	9,3	36,5	3,0	36,0		30
M21692-08-22	12	1/2″	- 08	M 22x1,5	14	7,0	44,0	2,5	48,5		27
M21693-08-24	12	1/2″	- 08	M 24x1,5	16	9,3	45,0	3,0	40,5		30
M21693-08-30	12	1/2″	- 08	M 30x2	20	12,5	45,0	3,5	44,5		36
M21692-10-24	16	5/8″	- 10	M 24x1,5	16	9,3	55,0	4,0	60,0		30
M21693-10-30	16	5/8″	- 10	M 30x2	20	12,5	51,5	3,5	57,5		36
M21692-12-30	19	3/4″	- 12	M 30x2	20	12,5	61,5	2,2	67,5		36
M21693-12-36	19	3/4″	- 12	M 36x2	25	15,0	61,5	4,5	64,5		41
M21692-16-36	25	1″	- 16	M 36x2	25	15,0	79,5	1,7	86,0		41
M21693-16-42	25	1″	- 16	M 42x2	30	19,8	79,0	6,3	74,5		50
M21693-20-52	31	1.1/4″	- 20	M 52x2	38	26,0	93,5	8,0	85,5		60
M21692-24-52	38	1.1/2″	- 24	M 52x2	38	24,7	91,5	8,8	95,5		60

DIN STANDARD CONNECTIONS

M21642

45° METRIC O-RING FEMALE SWEPT ELBOW 24° CONE HEAVY DUTY DIN 20066 / ISO 12151-2 (THRUST-WIRE NUT)

HEMBRA METRICA CON O-RING CODO DE 45º CONO 24º SERIE PESADA
DIN 20066 / ISO 12151-2 (TUERCA CON SEGURO)
DKOS 45° BOGEN - DIN 20066 / ISO 12151-2 (GESTIFTETE MUTTER)
FEMMINA METRICA 45° CONO 24° O-RING SERIE PESANTE
DIN 20066 / ISO 12151-2 (DADO SPINATO)

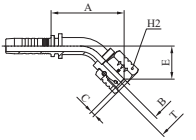

M21643

45° METRIC O-RING FEMALE SWEPT ELBOW 24° CONE HEAVY DUTY DIN 20066 / ISO 12151-2 (SLIP-ON NUT)

HEMBRA METRICA CON O-RING CODO DE 45º ASIENTO A 24º SERIE PESADA
DIN 20066 / ISO 12151-2 (TUERCA LIBRE)
DKOS 45° BOGEN - DIN 20066 / ISO 12151-2 (HINTERLEGTE MUTTER)
FEMMINA METRICA 45° CONO 24° O-RING SERIE PESANTE
DIN 20066 / ISO 12151-2 (DADO PASSANTE)

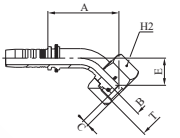

PART. REF.	HOSE BORE			THREAD	PIPE	DIMENSIONS mm					
	DN	inch	Size	T	mm	B	A	C	E		H_2
M21643-04-14	6	1/4″	- 04	M 14x1,5	6	3,0	38,5	3,5	17,5		17
M21643-04-16	6	1/4″	- 04	M 16x1,5	8	4,0	36,0	3,4	15,0		19
M21643-04-18	6	1/4″	- 04	M 18x1,5	10	4,0	37,5	3,0	16,5		22
M21643-05-18	8	5/16″	- 05	M 18x1,5	10	4,0	42,5	3,0	18,0		22
M21643-05-20	8	5/16″	- 05	M 20x1,5	12	5,5	42,5	2,5	18,5		24
M21642-06-18	10	3/8″	- 06	M 18x1,5	10	4,0	49,0	3,9	23,0		22
M21643-06-20	10	3/8″	- 06	M 20x1,5	12	7,0	45,0	2,5	18,0		24
M21643-06-22	10	3/8″	- 06	M 22x1,5	14	7,0	46,5	3,0	19,5		27
M21642-08-22	12	1/2″	- 08	M 22x1,5	14	7,0	57,5	2,5	25,5		27
M21643-08-24	12	1/2″	- 08	M 24x1,5	16	9,3	52,5	3,0	20,0		30
M21643-10-30	16	5/8″	- 10	M 30x2	20	12,5	65,5	3,5	29,5		36
M21642-12-30	19	3/4″	- 12	M 30x2	20	12,5	76,5	2,2	34,0		36
M21643-12-36	19	3/4″	- 12	M 36x2	25	15,0	75,0	4,5	32,5		41
M21642-16-36	25	1″	- 16	M 36x2	25	15,0	98,0	1,7	43,5		41
M21643-16-42	25	1″	- 16	M 42x2	30	19,8	90,0	6,3	35,5		50
M21643-20-52	31	1.1/4″	- 20	M 52x2	38	26,0	103,0	8,0	39,5		60

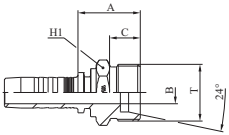

M11710

FRENCH METRIC MALE 24° CONE SEAT MILLIMETRIC TYPE
MACHO METRICO FRANCES ASIENTO A 24º TIPO MILIMETRICO
AGFM 24° INNENKONUS (FR. REIHE MILL.)
MASCHIO METRICO 24° SERIE MILLIMETRICA FRANCESE

PART. REF.	HOSE BORE			THREAD	PIPE	DIMENSIONS mm					
	DN	inch	Size	T	mm	B	A	C		H_1	
M11710-10-2718	16	5/8″	- 10	M 27x1,5	18	12,5	28,7	14,0		28	
M11710-10-2720	16	5/8″	- 10	M 27x1,5	20	12,5	28,7	14,0		28	
M11710-12-30	19	3/4″	- 12	M 30x1,5	22	15,0	30,0	14,0		30	
M11710-12-33	19	3/4″	- 12	M 33x1,5	25	15,0	31,0	14,0		34	

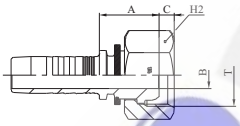

M21713

FRENCH METRIC FEMALE MILLIMETRIC TYPE (SLIP-ON NUT)
HEMBRA METRICA FRANCES TIPO MILIMETRICO (TUERCA LIBRE)
DKFM (FR. REIHE MILL., HINTERLEGTE MUTTER)
FEMMINA METRICA SERIE MILLIMETRICA FRANCESE (DADO PASSANTE)

PART. REF.	HOSE BORE			THREAD	PIPE	DIMENSIONS mm					
	DN	inch	Size	T	mm	B	A	C			H_2
M21713-10-2718	16	5/8″	- 10	M 27x1,5	18	12,5	22,2	5,1			32
M21713-10-2720	16	5/8″	- 10	M 27x1,5	20	12,5	22,2	5,1			32
M21713-12-30	19	3/4″	- 12	M 30x1,5	22	15,0	25,5	4,1			36
M21713-12-33	19	3/4″	- 12	M 33x1,5	25	15,0	25,5	4,1			38
M21713-16-36	25	1″	- 16	M 36x1,5	28	19,8	27,8	4,8			41
M21713-16-39	25	1″	- 16	M 39x1,5	30	19,8	28,3	4,3			46

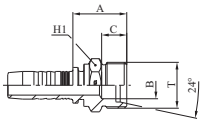

M11810

FRENCH METRIC MALE 24° CONE SEAT GAZ TYPE
MACHO METRICO FRANCES ASIENTO A 24º TIPO GAZ
AGF 24° INNENKONUS (FR. REIHE GAS)
MASCHIO METRICO 24° SERIE GAZ FRANCESE

PART. REF.	HOSE BORE			THREAD	PIPE	DIMENSIONS mm					
	DN	inch	Size	T	mm	B	A	C		H_1	
M11810-05-20	8	5/16″	- 05	M 20x1,5	13,25	8,0	27,0	12,0		22	
M11810-06-20	10	3/8″	- 06	M 20x1,5	13,25	8,0	27,6	12,0		22	
M11810-06-24	10	3/8″	- 06	M 24x1,5	16,75	12,0	28,1	12,0		24	
M11810-08-24	12	1/2″	- 08	M 24x1,5	16,75	12,0	28,4	12,0		24	
M11810-10-30	16	5/8″	- 10	M 30x1,5	21,25	15,0	31,7	14,0		30	
M11810-12-36	19	3/4″	- 12	M 36x1,5	26,75	21,0	34,0	14,0		36	
M11810-16-45	25	1″	- 16	M 45x1,5	33,50	26,0	39,3	16,0		46	

M21813

FRENCH METRIC FEMALE GAZ TYPE (SLIP-ON NUT)
HEMBRA METRICA FRANCES TIPO GAZ (TUERCA LIBRE)
DKF (FR. REIHE GAS, HINTERLEGTE MUTTER)
FEMMINA METRICA SERIE GAZ FRANCESE (DADO PASSANTE)

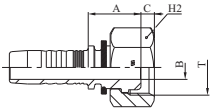

PART. REF.	HOSE BORE			THREAD	PIPE	DIMENSIONS mm					
	DN	inch	Size	T	mm	B	A	C			H2
M21813-04-20	6	1/4"	- 04	M 20x1,5	13,25	7,0	22,1	4,3			24
M21813-05-20	8	5/16"	- 05	M 20x1,5	13,25	7,0	22,1	4,3			24
M21813-06-20	10	3/8"	- 06	M 20x1,5	13,25	7,0	22,6	4,3			24
M21813-06-24	10	3/8"	- 06	M 24x1,5	16,75	9,3	25,6	4,0			30
M21813-08-24	12	1/2"	- 08	M 24x1,5	16,75	9,3	26,5	4,0			30
M21813-08-30	12	1/2"	- 08	M 30x1,5	21,25	12,5	23,6	5,1			36
M21813-10-30	16	5/8"	- 10	M 30x1,5	21,25	12,5	23,7	5,1			36
M21813-12-36	19	3/4"	- 12	M 36x1,5	26,75	15,0	27,0	4,8			41
M21813-16-45	25	1"	- 16	M 45x1,5	33,50	19,8	26,8	4,6			50

M21893

90° FRENCH METRIC FEMALE GAZ TYPE (SLIP-ON NUT)
HEMBRA METRICA FRANCES CODO DE 90° TIPO GAZ (TUERCA LIBRE)
DKF 90° BOGEN (FR. REIHE MILL., HINTERLEGTE MUTTER)
FEMMINA METRICA 90° SERIE GAZ FRANCESE (DADO PASSANTE)

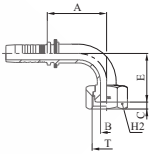

PART. REF.	HOSE BORE			THREAD	PIPE	DIMENSIONS mm					
	DN	inch	Size	T	mm	B	A	C	E		H2
M21893-05-20	8	5/16"	- 05	M 20x1,5	13,25	7,0	32,0	4,3	29,5		24
M21893-06-20	10	3/8"	- 06	M 20x1,5	13,25	7,0	36,5	4,3	33,5		24
M21893-08-24	12	1/2"	- 08	M 24x1,5	16,75	12,0	45,0	4,0	41,0		30
M21893-10-30	16	5/8"	- 10	M 30x1,5	21,25	12,5	51,5	5,1	53,5		36
M21893-12-36	19	3/4"	- 12	M 36x1,5	26,75	15,0	61,5	4,8	60,0		41

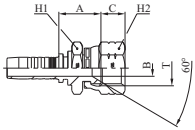

M24011

JIS METRIC FEMALE 60° CONE SEAT (KOMATSU) JIS B 8363 (CRIMPED-BACK NUT)
HEMBRA METRICA JIS ASIENTO A 60º (KOMATSU) JIS B 8363 (TUERCA PRENSADA)
DK KOMATSU MIT 60° KONUS (NACH JIS B 8363, PRESSMUTTER)
FEMMINA METRICA GIAPPONESE CONO 60° TIPO KOMATSU JIS B 8363 (DADO PRESSATO)

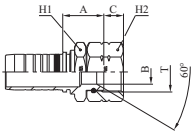

M24012

JIS METRIC FEMALE 60° CONE SEAT (KOMATSU) JIS B 8363 (THRUST-WIRE NUT)
HEMBRA METRICA JIS ASIENTO A 60º (KOMATSU) JIS B 8363 (TUERCA CON SEGURO)
DK KOMATSU MIT 60° KONUS (NACH JIS B 8363, GESTIFTETE MUTTER)
FEMMINA METRICA GIAPPONESE CONO 60° TIPO KOMATSU JIS B 8363 (DADO SPINATO)

PART. REF.	HOSE BORE			THREAD	DIMENSIONS mm					
	DN	inch	Size	T	B	A	C		H_1	H_2
M24011-04-14	6	1/4″	- 04	M 14x1,5	4,0	23,0	10,5		19	19
M24011-04-18	6	1/4″	- 04	M 18x1,5	4,0	22,6	11,5		24	24
M24011-05-16	8	5/16″	- 05	M 16x1,5	5,5	22,5	9,3		21	21
M24011-06-14	10	3/8″	- 06	M 14x1,5	4,0	23,6	10,5		19	19
M24011-06-18	10	3/8″	- 06	M 18x1,5	7,0	23,6	11,5		24	24
M24011-08-22	12	1/2″	- 08	M 22x1,5	9,3	24,9	14,0		27	27
M24011-10-24	16	5/8″	- 10	M 24x1,5	12,5	26,7	15,1		32	32
M24011-12-30	19	3/4″	- 12	M 30x1,5	15,0	31,5	18,3		36	36
M24011-16-33	25	1″	- 16	M 33x1,5	19,8	33,3	21,3		41	41
M24011-20-36	31	1.1/4″	- 20	M 36x1,5	19,8	41,0	20,0		46	46
M24012-24-42	38	1.1/2″	- 24	M 42x1,5	26,0	44,0	18,8		55	55

M23811

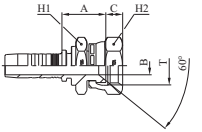

JIS BSP FEMALE 60° CONE SEAT (TOYOTA) - JIS B 8363 (CRIMPED-BACK NUT)
HEMBRA JIS BSP ASIENTO A 60º (TOYOTA) - JIS B 8363 (TUERCA PRENSADA)
DK TOYOTA MIT 60° KONUS MIT KONTERSECHSKANT (NACH JIS B 8363, PRESSMUTTER)
FEMMINA GAS GIAPPONESE CONO 60° TIPO TOYOTA JIS B 8363 (DADO PRESSATO)

PART. REF.	HOSE BORE			THREAD	DIMENSIONS mm					
	DN	inch	Size	T	B	A	C		H_1	H_2
M23811-04-04	6	1/4"	- 04	1/4" - 19	4,0	18,5	8,3		19	19
M23811-06-06	10	3/8"	- 06	3/8" - 19	7,0	23,1	10,0		22	22
M23811-08-08	12	1/2"	- 08	1/2" - 14	9,3	23,0	11,5		27	27
M23811-12-12	19	3/4"	- 12	3/4" - 14	15,0	26,0	13,5		32	32
M23811-16-16	25	1"	- 16	1" - 11	19,8	30,3	14,5		38	38

M20711

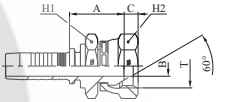

JIS BSP FEMALE 60° CONE (NISSAN) - JIS B 8363 (CRIMPED-BACK NUT)
HEMBRA JIS BSP ASIENTO A 60º (NISSAN) - JIS B 8363 (TUERCA PRENSADA)
DK NISSAN MIT 60° KONUS MIT KONTERSECHSKANT (NACH JIS B 8363, PRESSMUTTER)
FEMMINA GIAPPONESE CONO 60° TIPO NISSAN JIS B 8363 (DADO PRESSATO)

M20712

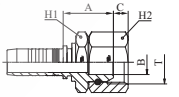

JIS BSP FEMALE 60° CONE (NISSAN) - JIS B 8363 (THRUST-WIRE NUT)
HEMBRA JIS BSP ASIENTO A 60º (NISSAN) - JIS 8363 (TUERCA CON SEGURO)
DK NISSAN MIT 60° KONUS MIT KONTERSECHSKANT (NACH JIS B 8363, GESTIFTETE MUTTER)
FEMMINA GIAPPONESE CONO 60° TIPO NISSAN JIS B 8363 (DADO SPINATO)

PART. REF.	HOSE BORE			THREAD	DIMENSIONS mm					
	DN	inch	Size	T	B	A	C		H_1	H_2
M20711-04-04	6	1/4"	- 04	1/4" - 19	4,0	22,5	4,5		19	19
M20711-06-06	10	3/8"	- 06	3/8" - 19	7,0	24,6	6,4		22	22
M20711-08-08	12	1/2"	- 08	1/2" - 14	9,3	26,4	6,7		27	27
M20712-10-08	16	5/8"	- 10	1/2" - 14	9,3	28,8	6,5		27	27
M20712-10-12	16	5/8"	- 10	3/4" - 14	15,0	30,7	9,0		32	32
M20711-12-12	19	3/4"	- 12	3/4" - 14	15,0	30,0	8,9		32	32
M20712-16-16	25	1"	- 16	1" - 11	19,8	35,5	10,5		38	38

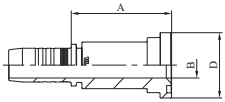

M24111

STRAIGHT KOMATSU FLANGE
BRIDA RECTA KOMATSU
FLANSCH GERADE KOMATSU
FLANGIA DRITTA SERIE KOMATSU

PART. REF.	HOSE BORE			FLANGE	DIMENSIONS mm					
	DN	inch	Size		B	A	D			
M24111-08-10	12	1/2"	- 08	5/8"	14,0	66,0	34,0			
M24111-10-10	16	5/8"	- 10	5/8"	14,0	65,7	34,0			
M24111-12-10	19	3/4"	- 12	5/8"	14,0	66,5	34,0			

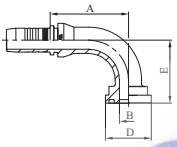

M24191

90° KOMATSU FLANGE
BRIDA KOMATSU CODO DE 90º
FLANSCH 90° BOGEN KOMATSU
FLANGIA 90º SERIE KOMATSU

PART. REF.	HOSE BORE			FLANGE	DIMENSIONS mm					
	DN	inch	Size		B	A	C	E		
M24191-10-10	16	5/8"	- 10	5/8"	14,0	56,0	34,0	47,5		
M24191-12-10	19	3/4"	- 12	5/8"	14,0	56,0	34,0	47,5		

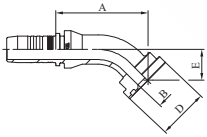

M24141

45° KOMATSU FLANGE
BRIDA KOMATSU CODO DE 45º
FLANSCH 45° BOGEN KOMATSU
FLANGIA 45º SERIE KOMATSU

PART. REF.	HOSE BORE			FLANGE	DIMENSIONS mm					
	DN	inch	Size		B	A	C	E		
M24141-10-10	16	5/8"	- 10	5/8"	14,0	61,0	34,0	22,0		

M23911

STRAIGHT SUPERCAT FLANGE
BRIDA RECTA SUPERCAT
FLANSCH GERADE SUPERCAT
FLANGIA DRITTA SERIE SUPERCAT

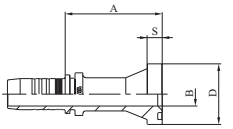

PART. REF.	HOSE BORE			FLANGE	DIMENSIONS mm					
	DN	inch	Size		B	A	D	S		
M23911-12-12	19	3/4"	- 12	3/4"	15,0	74,5	41,5	14,3		
M23911-16-16	25	1"	- 16	1"	19,8	86,8	47,7	14,3		
M23911-16-20	25	1"	- 16	1.1/4"	26,0	92,3	54,0	14,3		
M23911-20-20	31	1.1/4"	- 20	1.1/4"	26,0	86,0	54,0	14,3		
M23911-24-24	38	1.1/2"	- 24	1.1/2"	32,0	94,0	63,6	14,3		

M23991

90° SUPERCAT FLANGE
BRIDA SUPERCAT CODO DE 90º
FLANSCH 90° BOGEN SUPERCAT
FLANGIA 90° SERIE SUPERCAT

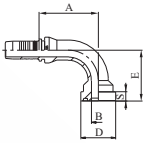

PART. REF.	HOSE BORE			FLANGE	DIMENSIONS mm					
	DN	inch	Size		B	A	D	E	S	
M23991-12-12	19	3/4"	- 12	3/4"	15,0	64,5	41,5	64,5	14,3	
M23991-16-16	25	1"	- 16	1"	19,8	77,5	47,7	76,5	14,3	
M23991-16-20	25	1"	- 16	1.1/4"	26,0	75,5	54,0	80,5	14,3	
M23991-20-20	31	1.1/4"	- 20	1.1/4"	26,0	85,5	54,0	87,0	14,3	

M23941

45° SUPERCAT FLANGE
BRIDA SUPERCAT CODO DE 45º
FLANSCH 45° BOGEN SUPERCAT
FLANGIA 45° SERIE SUPERCAT

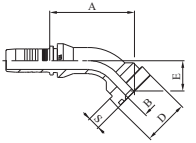

PART. REF.	HOSE BORE			FLANGE	DIMENSIONS mm					
	DN	inch	Size		B	A	D	E	S	
M23941-12-12	19	3/4"	- 12	3/4"	15,0	77,0	41,5	32,0	14,3	
M23941-16-16	25	1"	- 16	1"	19,8	89,5	47,7	36,5	14,3	
M23941-16-20	25	1"	- 16	1.1/4"	26,0	92,5	54,0	40,5	14,3	
M23941-20-20	31	1.1/4"	- 20	1.1/4"	26,0	99,0	54,0	41,5	14,3	

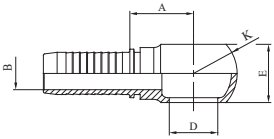

O20310

BSP BANJO
BSP BANJO
RINGNIPPEL, ZÖLLIG (BSP GEWINDE)
OCCHIELLO GAS

PART. REF.	HOSE BORE			BSP BOLT	DIMENSIONS mm				
	DN	inch	Size		B	A	D	E	K
O20310-04-04	6	1/4"	- 04	1/4" - 19	4,1	22	13,3	14,0	24,0
O20310-04-06	6	1/4"	- 04	3/8" - 19	4,1	21	16,7	18,0	28,0
O20310-05-04	8	5/16"	- 05	1/4" - 19	5,1	22	13,3	14,0	24,0
O20310-05-06	8	5/16"	- 05	3/8" - 19	5,1	23	16,7	18,0	28,0
O20310-06-06	10	3/8"	- 06	3/8" - 19	7,1	24,1	16,7	18,0	28,0
O20310-06-08	10	3/8"	- 06	1/2" - 14	7,1	27,1	21,2	22,0	35,0
O20310-08-08	12	1/2"	- 08	1/2" - 14	9,6	27,5	21,2	22,0	35,0
O20310-10-10	16	5/8"	- 10	5/8" - 14	12,1	28,2	23,0	23,5	38,0
O20310-12-12	19	3/4"	- 12	3/4" - 14	15,0	36,5	26,7	29,0	45,0
O20310-16-16	25	1"	- 16	1" - 11	20,0	44,5	33,4	36,0	54,0

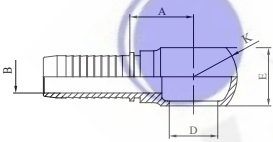

O20910

METRIC BANJO - DIN 7642
BANJO METRICO - DIN 7642
RINGNIPPEL, METRISCH - DIN 7642
OCCHIELLO METRICO - DIN 7642

PART. REF.	HOSE BORE			MATRIC BOLT	DIMENSIONS mm				
	DN	inch	Size		B	A	D	E	K
O20910-04-12	6	1/4"	- 04	M12 x 1,5	4,1	21	12,0	12,0	20,0
O20910-04-14	6	1/4"	- 04	M14 x 1,5	4,1	21,5	14,0	14,0	24,0
O20910-05-14	8	5/16"	- 05	M14 x 1,5	5,1	23,1	14,0	14,0	24,0
O20910-06-14	10	3/8"	- 06	M14 x 1,5	7,1	24,1	14,0	14,0	24,0
O20910-06-16	10	3/8"	- 06	M16 x 1,5	7,1	24,1	16,0	18,0	28,0
O20910-06-18	10	3/8"	- 06	M18 x 1,5	7,1	27,1	18,0	20,0	32,0
O20910-08-18	12	1/2"	- 08	M18 x 1,5	9,6	27,5	18,0	20,0	32,0
O20910-08-22	12	1/2"	- 08	M22 x 1,5	9,6	27,5	22,0	22,0	35,0
O20910-10-22	16	5/8"	- 10	M22 x 1,5	12,1	28,2	22,0	23,5	38,0
O20910-12-26	19	3/4"	- 12	M26 x 1,5	15,0	36,5	26,0	29,0	45,0

M..IP

BRAZING TAIL
ESPIGA SOLDABLE (SALVAVIDAS)
EINLÖTNIPPEL
INSERTO A SALDARE

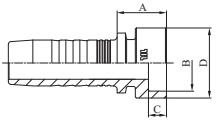

PART. REF.	HOSE BORE				DIMENSIONS mm					
	DN	inch	Size		B	A	C	D		
M03IP06	5	3/16"	- 03		6,0	11,5	5,0	10,0		
M04IP08	6	1/4"	- 04		8,0	13,0	5,0	12,0		
M05IP10	8	5/16"	- 05		10,0	13,5	6,0	14,0		
M06IP12	10	3/8"	- 06		12,0	13,5	6,0	16,0		
M06IP14	10	3/8"	- 06		14,0	13,5	6,0	18,0		
M08IP15	12	1/2"	- 08		15,0	14,0	6,0	20,0		
M08IP16	12	1/2"	- 08		16,0	14,0	6,0	20,0		
M10IP18	16	5/8"	- 10		18,0	15,0	7,0	23,0		
M12IP22	19	3/4"	- 12		22,0	16,0	7,0	26,0		
M16IP28	25	1"	- 16		28,0	18,5	8,0	34,0		
M20IP35	31	1.1/4"	- 20		35,0	21,5	9,0	40,0		
M24IP40	38	1.1/2"	- 24		40,0	21,5	9,0	50,0		
M32IP50	51	2"	- 32		50,0	23,0	10,0	60,0		
M40IP60	63	2.1/2"	- 40		60,0	22,0	10,0	73,0		
M48IP70	76	3"	- 48		70,0	38,0	10,0	89,0		

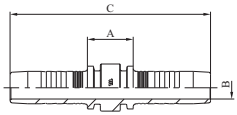

M10050

DOUBLE CONNECTOR
CONECTOR DOBLE
SCHLAUCHVERBINDER - DOPPELNIPPEL
DOPPIO INSERTO

PART. REF.	HOSE BORE				DIMENSIONS mm					
	DN	inch	Size		B	A	C			
M10050-03-03	5	3/16″	- 03		3,0	15,5	58,5			
M10050-04-04	6	1/4″	- 04		4,0	14,0	69,0			
M10050-05-05	8	5/16″	- 05		5,5	14,0	70,0			
M10050-06-06	10	3/8″	- 06		7,0	14,7	73,5			
M10050-08-08	12	1/2″	- 08		9,3	15,8	78,0			
M10050-10-10	16	5/8″	- 10		12,5	15,4	84,0			
M10050-12-12	19	3/4″	- 12		15,0	18,5	91,5			
M10050-16-16	25	1″	- 16		19,8	22,6	119,0			
M10050-20-20	31	1.1/4″	- 20		26,0	23,0	128,0			
M10050-24-24	38	1.1/2″	- 24		32,0	23,5	147,5			

O80210

BSP BOLT
TORNILLO PASADOR BSP
HOHLSCHRAUBE ZÖLLIG
VITE GAS FORATA

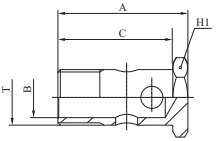

PART. REF.	HOSE BORE			DIMENSIONS mm						
				T	B	A	C		H1	
O80210-04				1/4" - 19	7,0	32,0	25,0		17	
O80210-06				3/8" - 19	9,0	38,0	31,0		22	
O80210-08				1/2" - 14	13,0	46,0	38,0		27	
O80210-10				5/8" - 14	13,5	49,0	41,0		30	
O80210-12				3/4" - 14	17,0	56,0	46,0		32	
O80210-16				1" - 11	22,0	69,0	58,0		41	

O80810

METRIC BOLT - DIN 7643
TORNILLO PASADOR METRICO - DIN 7643
HOHLSCHRAUBE - METRISCH - DIN 7643
VITE METRICA FORATA - DIN 7643

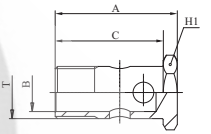

PART. REF.	HOSE BORE			DIMENSIONS mm						
				T	B	A	C		H1	
O80810-12				M12 x 1,5	6,0	28,0	23,0		17	
O80810-14				M14 x 1,5	8,0	32,0	25,0		19	
O80810-16				M16 x 1,5	9,0	38,0	31,0		22	
O80810-18				M18 x 1,5	11,0	44,0	36,0		24	
O80810-22				M22 x 1,5	13,0	46,0	38,0		27	
O80810-26				M26 x 1,5	17,0	56,0	46,0		32	

INTERLOCK PLUS TYPE

FERRULE

M01500

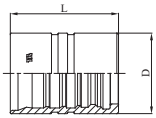

DOUBLE SKIVE FERRULE FOR HEAVY DUTY SPIRAL HOSES (4 PLY)
CASQUILLOS DE PELADO INTERNO Y EXTERNO PARA MANGUERAS CON REFUERZO EN ESPIRAL (4 ESPIRALES)
PRESSFASSUNG INNEN- UND AUSSENSCHÄLUNG FÜR HÖCHSTDRUCKSCHLÄUCHE (4-LAGIG)
GHIERA PER TUBI SPIRALATI CON DOPPIA PELATURA (4 SPIRALI)

PART. REF.	HOSE BORE				DIMENSIONS mm					
	DN	inch	Size		D	L				
M01500-10	16	5/8"	- 10		35,0	40,9				
M01500-12	19	3/4"	- 12		40,0	51,4				
M01500-16	25	1"	- 16		48,0	64,5				
M01500-20	31	1.1/4"	- 20		57,0	84,0				
M01500-24	38	1.1/2"	- 24		64,3	94,0				
M01500-32	51	2"	- 32		83,5	107,0				

M01600

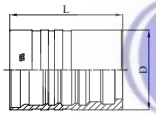

DOUBLE SKIVE FERRULE FOR HEAVY DUTY SPIRAL HOSES (6 PLY)
CASQUILLOS DE PELADO INTERNO Y EXTERNO PARA MANGUERAS CON REFUERZO EN ESPIRAL (6 ESPIRALES)
PRESSFASSUNG INNEN- UND AUSSENSCHÄLUNG FÜR HÖCHSTDRUCKSCHLÄUCHE (6-LAGIG)
GHIERA PER TUBI SPIRALATI CON DOPPIA PELATURA (6 SPIRALI)

PART. REF.	HOSE BORE				DIMENSIONS mm					
	DN	inch	Size		D	L				
M01600-20	31	1.1/4"	- 20		60,0	85,0				
M01600-24	38	1.1/2"	- 24		68,0	96,0				

M01800

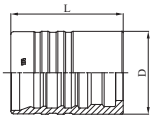

DOUBLE SKIVE FERRULE FOR EXTRA DUTY SPIRAL HOSES (6 PLY)
CASQUILLOS DE PELADO INTERNO Y EXTERNO PARA MANGUERAS CON REFUERZO EN ESPIRAL (6 ESPIRALES)
PRESSFASSUNG FÜR INNEN- UND AUSSENSCHÄLUNG FÜR SPEZIAL-SPIRALSCHLÄUCHE (6-LAGIG)
GHIERA A PELATURA INTERNA/ESTERNA PER TUBI SPIRALATI (6 SPIRALI) PER APPLICAZIONI ESTREMAMENTE SEVERE

PART. REF.	HOSE BORE				DIMENSIONS mm					
	DN	inch	Size		D	L				
M01800-20	31	1.1/4"	- 20		64,5	88,2				
M01800-32	51	2"	- 32		86,5	108,0				

BS STANDARD CONNECTIONS

M30510

BSP MALE PARALLEL 60° CONE SEAT - BS5200 / ISO 8434-6
MACHO BSP PARALELO ASIENTO A 60º - BS5200 / ISO 8434-6
AGR 60° INNENKONUS - BS5200/ISO 8464-6
MASCHIO GAS CILINDRICO CONO 60° - BS5200 / ISO 8434-6

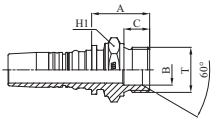

PART. REF.	HOSE BORE			THREAD	DIMENSIONS mm					
	DN	inch	Size	T	B	A	C		H_1	
M30510-12-12	19	3/4"	- 12	3/4" - 14	17,0	36,9	16,0		32	
M30510-12-16	19	3/4"	- 12	1" - 11	22,5	43,0	19,0		41	
M30510-16-16	25	1"	- 16	1" - 11	22,5	42,8	19,0		41	
M30510-16-20	25	1"	- 16	1.1/4" - 11	29,0	47,5	20,0		50	
M30510-20-20	31	1.1/4"	- 20	1.1/4" - 11	28,5	50,5	20,0		50	
M30510-24-24	38	1.1/2"	- 24	1.1/2" - 11	33,5	54,4	22,0		55	
M30510-32-32	51	2"	- 32	2" - 11	42,0	57,8	25,0		70	

M40812

BSP O-RING FEMALE 60° CONE - BS5200 / ISO 12151-6 (THRUST-WIRE NUT)
HEMBRA BSP CON O-RING ASIENTO A 60º - BS5200 / ISO 12151-6 (TUERCA CON SEGURO)
DKOR 60° KONUS MIT O-RING - BS5200 / ISO 12151-6 (STIFTMUTTER)
FEMMINA GAS CONO 60° O-RING - BS5200 / ISO 12151-6 (DADO SPINATO)

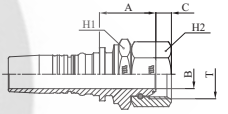

PART. REF.	HOSE BORE			THREAD	DIMENSIONS mm					
	DN	inch	Size	T	B	A	C		H_1	H_2
M40812-12-12	19	3/4"	- 12	3/4" - 14	14,5	38,8	8,5		32	32
M40812-12-16	19	3/4"	- 12	1" - 11	19,0	40,0	10,6		32	41
M40812-16-12	25	1"	- 16	3/4" - 14	15,0	40,0	8,5		38	32
M40812-16-16	25	1"	- 16	1" - 11	19,5	44,4	10,6		41	41
M40812-16-20	25	1"	- 16	1.1/4" - 11	26,0	43,5	10,1		41	50
M40812-20-16	31	1.1/4"	- 20	1" - 11	19,0	50,0	10,6		50	41
M40812-20-20	31	1.1/4"	- 20	1.1/4" - 11	25,0	52,4	10,1		50	50
M40812-20-24	31	1.1/4"	- 20	1.1/2" - 11	32,0	51,5	12,5		50	60
M40812-24-20	38	1.1/2"	- 24	1.1/4" - 11	26,0	52,5	10,1		60	50
M40812-24-24	38	1.1/2"	- 24	1.1/2" - 11	32,0	51,3	12,5		60	60
M40812-32-32	51	2"	- 32	2" - 11	42,0	51,6	16,1		70	70

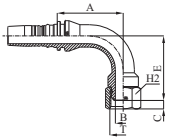

M40892

90° BSP O-RING FEMALE SWEPT ELBOW 60° CONE BS5200 / ISO 12151-6 (THRUST-WIRE NUT)

HEMBRA BSP CON O-RING CODO DE 90º ASIENTO A 60º
BS5200 / ISO 12151-6 (TUERCA CON SEGURO)
DKOR 90° BOGEN 60° KONUS MIT O-RING - BS5200 / ISO 12151-6 (STIFTMUTTER)
FEMMINA GAS 90° CONO 60° O-RING - BS5200 / ISO 12151-6 (DADO SPINATO)

PART. REF.	HOSE BORE			THREAD	DIMENSIONS mm					
	DN	inch	Size	T	B	A	C	E		H2
M40892-12-12	19	3/4″	- 12	3/4″ - 14	14,5	72,4	8,5	70,0		32
M40892-12-16	19	3/4″	- 12	1″ - 11	19,0	72,0	10,6	71,0		41
M40892-16-16	25	1″	- 16	1″ - 11	19,5	82,2	10,6	80,5		41
M40892-16-20	31	1.1/4″	- 20	1.1/4″ - 11	25,0	95,0	10,1	78,5		50
M40892-20-20	31	1.1/4″	- 20	1.1/4″ - 11	25,0	98,5	10,1	98,0		50
M40892-24-24	38	1.1/2″	- 24	1.1/2″ - 11	32,0	111,5	12,5	109,0		60
M40892-32-32	51	2″	- 32	2″ - 11	42,0	143,2	16,1	140,5		70

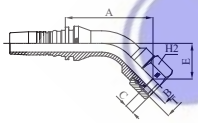

M40842

45° BSP O-RING FEMALE SWEPT ELBOW 60° CONE BS5200 / ISO 12151-6 (THRUST-WIRE NUT)

HEMBRA BSP CON O-RING CODO DE 45º ASIENTO A 60º
BS5200 / ISO 12151-6 (TUERCA CON SEGURO)
DKOR 45° BOGEN 60° KONUS MIT O-RING - BS5200 / ISO 12151-6 (STIFTMUTTER)
FEMMINA GAS 45° CONO 60° O-RING - BS5200 / ISO 12151-6 (DADO SPINATO)

PART. REF.	HOSE BORE			THREAD	DIMENSIONS mm					
	DN	inch	Size	T	B	A	C	E		H2
M40842-12-12	19	3/4″	- 12	3/4″ - 14	14,5	88,0	8,5	35,0		32
M40842-12-16	19	3/4″	- 12	1″ - 11	19,0	89,5	10,6	36,5		41
M40842-16-12	25	1″	- 16	3/4″ - 14	15,0	105,5	8,5	36,0		32
M40842-16-16	25	1″	- 16	1″ - 11	19,5	97,0	10,6	40,0		41
M40842-16-20	25	1″	- 16	1.1/4″ - 11	26,0	108,5	10,1	38,0		50
M40842-20-16	31	1.1/4″	- 20	1″-11	19,0	118,0	10,6	47,5		41
M40842-20-20	31	1.1/4″	- 20	1.1/4″ - 11	25,0	120,0	10,1	49,5		50
M40842-20-24	31	1.1/4″	- 20	1.1/2″ - 11	32,0	114,5	12,5	40,0		60
M40842-24-24	38	1.1/2″	- 24	1.1/2″ - 11	32,0	126,5	12,5	50,0		60
M40842-32-32	51	2″	- 32	2″ - 11	42,0	162,6	16,1	66,5		70

INTERLOCK PLUS TYPE

SAE STANDARD CONNECTIONS

M32810

NPTF MALE 60° CONE SEAT - SAE J516/J514
MACHO NPTF ASIENTO A 60º - SAE J516/J514
AGN 60° INNENKONUS (NPTF-GEWINDE) - SAE J516/J514
MASCHIO NPTF CONO 60° - SAE J516/J514

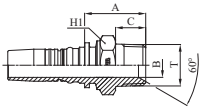

PART. REF.	HOSE BORE			THREAD	DIMENSIONS mm					
	DN	inch	Size	T	B	A	C		H_1	
M32810-12-12	19	3/4″	- 12	3/4″ - 14	16,0	42,9	19,2		32	
M32810-16-16	25	1″	- 16	1″ - 11,5	19,5	49,3	24,2		41	
M32810-20-20	31	1.1/4″	- 20	1.1/4″ - 11,5	26,0	61,0	25,0		46	
M32810-24-24	38	1.1/2″	- 24	1.1/2″ - 11,5	32,0	62,6	26,0		50	
M32810-32-32	51	2″	- 32	2″ - 11,5	42,0	66,8	26,5		70	

M42512

JIC FEMALE 37° CONE SEAT - SAE J516 / ISO 12151-5 (THRUST-WIRE NUT)
HEMBRA JIC ASIENTO A 37º - SAE J516 / ISO 12151-5 (TUERCA CON SEGURO)
JDKJ 37° KONUS - SAE J516 / ISO 12151-5 (KONTERSECHSKANT UND STIFTMUTTER)
FEMMINA JIC CONO 37º - SAE J516 / ISO 12151-5 (DADO SPINATO)

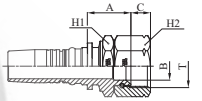

PART. REF.	HOSE BORE			THREAD	DIMENSIONS mm					
	DN	inch	Size	T	B	A	C		H_1	H_2
M42512-12-12	19	3/4″	- 12	1.1/16″ - 12	15,0	36,2	14,2		32	32
M42512-12-16	19	3/4″	- 16	1.5/16″ - 12	21,7	33,0	15,2		41	41
M42512-16-16	25	1″	- 16	1.5/16″ - 12	21,7	40,7	15,2		41	41
M42512-16-20	25	1″	- 16	1.5/8″ - 12	26,0	50,0	16,2		50	50
M42512-20-20	31	1.1/4″	- 20	1.5/8″ - 12	26,0	51,4	16,2		50	50
M42512-20-24	31	1.1/4″	- 20	1.7/8″ - 12	30,5	54,0	18,8		55	60
M42512-24-24	38	1.1/2″	- 24	1.7/8″ - 12	31,0	54,5	18,8		55	60
M42512-32-32	51	2″	- 32	2.1/2″ - 12	42,0	54,2	24,0		70	75

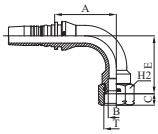

M42592

90° JIC FEMALE SWEPT ELBOW 37° CONE SEAT - SAE J516 / ISO 12151-5 (THRUST-WIRE NUT)
HEMBRA JIC CODO DE 90º ASIENTO A 37º - SAE J516 / ISO 12151-5 (TUERCA CON SEGURO)
JDKJ 90° BOGEN, 37° KONUS - SAE J516 / ISO 12151-5 (STIFTMUTTER)
FEMMINA JIC 90° CONO 37º - SAE J516 / ISO 12151-5 (DADO SPINATO)

PART. REF.	HOSE BORE			THREAD	DIMENSIONS mm					
	DN	inch	Size	T	B	A	C	E		H_2
M42592-12-12	19	3/4″	- 12	1.1/16″ - 12	15,0	72,4	14,2	66,0		32
M42592-12-16	19	3/4″	- 12	1.5/16″ - 12	21,7	72,5	15,2	71,5		41
M42592-16-16	25	1″	- 16	1.5/16″ - 12	21,7	82,3	15,2	77,5		41
M42592-20-20	31	1.1/4″	- 20	1.5/8″ - 12	26,0	98,5	16,2	92,0		50
M42592-20-24	31	1.1/4″	- 20	1.7/8″ - 12	32,0	101,5	18,8	108,0		60
M42592-24-24	38	1.1/2″	- 24	1.7/8″ - 12	32,0	115,5	18,8	106,0		60
M42592-32-32	51	2″	- 32	2.1/2″ - 12	42,0	144,7	24,0	137,0		75

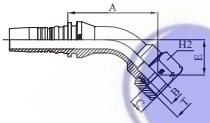

M42542

45° JIC FEMALE SWEPT ELBOW 37° CONE SEAT - SAE J516 / ISO 12151-5 (THRUST-WIRE NUT)
HEMBRA JIC CODO DE 45º ASIENTO A 37º - SAE J516 / ISO 12151-5 (TUERCA CON SEGURO)
DKJ 45° BOGEN 37° KONUS - SAE J516 / ISO 12151-5 (STIFTMUTTER)
FEMMINA JIC 45° CONO 37º - SAE J516 / ISO 12151-5 (DADO SPINATO)

PART. REF.	HOSE BORE			THREAD	DIMENSIONS mm					
	DN	inch	Size	T	B	A	C	E		H_2
M42542-12-12	19	3/4″	- 12	1.1/16″ - 12	15,0	86,0	14,2	33,0		32
M42542-16-16	25	1″	- 16	1.5/16″ - 12	21,7	95,0	15,2	37,0		41
M42542-20-20	31	1.1/4″	- 20	1.5/8″ - 12	26,0	115,5	16,2	45,0		50
M42542-24-24	38	1.1/2″	- 24	1.7/8″ - 12	32,0	126,5	18,8	50,0		60
M42542-32-32	51	2″	- 32	2.1/2″ - 12	42,0	161,0	24,0	63,5		75

M42411

ORFS FEMALE - SAE J516 / ISO 12151-1 PULLBACK TYPE (CRIMPED BACK-NUT)
HEMBRA ORFS - SAE J516 / ISO 12151-1 CUELLO LARGO (TUERCA PRENSADA)
ORFS IG - SAE J516 / ISO12151-1 RÜCKZUGSAUSFÜHRUNG (VERPRESSTE MUTTER)
FEMMINA ORFS - SAE J516 / ISO 12151-1 VERSIONE RETRAIBILE (DADO PRESSATO)

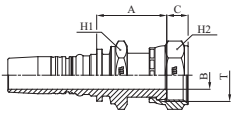

PART. REF.	HOSE BORE			THREAD	DIMENSIONS mm					
	DN	inch	Size	T	B	A	C		H_1	H_2
M42411-10-10	16	5/8″	- 10	1″ - 14	11,5	39,5	13,5		24	30
M42411-12-12	19	3/4″	- 12	1.3/16″ - 12	14,5	45,9	14,5		32	36
M42411-12-16	19	3/4″	- 12	1.7/16″ - 12	19,0	46,5	15,0		36	41
M42411-16-12	25	1″	- 16	1.3/16″ - 12	14,5	47,5	14,5		38	36
M42411-16-16	25	1″	- 16	1.7/16″ - 12	19,5	48,5	15,0		41	41
M42411-16-20	25	1″	- 16	1.11/16″ - 12	24,0	48,5	14,8		41	50
M42411-20-20	31	1.1/4″	- 20	1.11/16″ - 12	25,0	54,8	14,8		50	50
M42411-24-24	38	1.1/2″	- 24	2″ - 12	31,0	57,8	15,8		60	60

M42412

ORFS FEMALE - SAE J516 / ISO 12151-1 HEAVY TYPE (THRUST-WIRE NUT)
HEMBRA ORFS - SAE J516 / ISO 12151-1 SERIE PESADA (TUERCA CON SEGURO)
ORFS MUTTER GESTIFTET - SAE J516 / ISO 12151-1 SCHWERE REIHE (THRUST-WIRE NUT)
FEMMINA ORFS - SAE J516 / ISO 12151-1 SERIE PESANTE (DADO SPINATO)

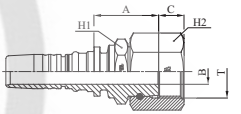

PART. REF.	HOSE BORE			THREAD	DIMENSIONS mm					
	DN	inch	Size	T	B	A	C		H_1	H_2
M42412-12-12	19	3/4″	- 12	1.3/16″ - 12	14,5	37,0	14,0		32	36
M42412-16-16	25	1″	- 16	1.7/16″ - 12	19,5	42,0	15,0		41	46
M42412-20-20	31	1.1/4″	- 20	1.11/16″ - 12	25,0	52,0	15,0		50	55
M42412-24-24	38	1.1/2″	- 24	2″ - 12	31,0	55,0	15,0		60	60

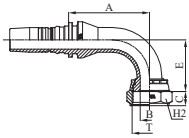

M42491

90° ORFS FEMALE SWEPT ELBOW - SAE J516 / ISO 12151-1 (CRIMPED BACK-NUT)

HEMBRA ORFS CODO 90° - SAE J516 / ISO 12151-1 (TUERCA PRENSADA)

90° ORFS BOGEN (VERPRESSTE MUTTER) - SAE J516 / ISO 12151-1

FEMMINA ORFS 90° - SAE J516 / ISO 12151-1 (DADO PRESSATO)

PART. REF.	HOSE BORE			THREAD	DIMENSIONS mm					
	DN	inch	Size	T	B	A	C	E		H2
M42491-10-12	16	5/8″	- 10	1.3/16″ - 12	14,5	51,0	14,5	47,0		36
M42491-12-12	19	3/4″	- 12	1.3/16″ - 12	14,5	65,5	14,5	48,0		36
M42491-12-12109	19	3/4″	- 12	1.3/16″ - 12	14,5	65,5	14,5	109,0		36
M42491-12-16	19	3/4″	- 12	1.7/16″ - 12	19,5	70,5	15,0	53,0		41
M42491-16-16	25	1″	- 16	1.7/16″ - 12	19,5	85,0	15,0	54,0		41
M42491-16-16128	25	1″	- 16	1.7/16″ - 12	19,5	85,0	15,0	128,0		41
M42491-16-20	25	1″	- 16	1.11/16″ - 12	24,0	85,0	14,8	58,0		50
M42491-20-20	31	1.1/4″	- 20	1.11/16″ - 12	25,0	98,5	14,8	65,0		50
M42491-24-24	38	1.1/2″	- 24	2″ - 12	31,0	115,7	15,8	79,5		60

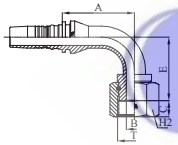

M42492

90° ORFS FEMALE SWEPT ELBOW - SAE J516 / ISO 12151-1 HEAVY TYPE (THRUST-WIRE-NUT)

HEMBRA ORFS CODO 90° - SAE J516 / ISO 12151-1 SERIE PESADA (TUERCA CON SEGURO)

90° ORFS BOGEN - SCHWERE REIHE SAE J516 / ISO 12151-1 (GESHFTETE MUTTER)

FEMMINA ORFS 90° - SAE J516 / ISO 12151-1 SERIE PESANTE (DADO SPINATO)

PART. REF.	HOSE BORE			THREAD	DIMENSIONS mm					
	DN	inch	Size	T	B	A	C	E		H2
M42492-12-12	19	3/4″	- 12	1.3/16″ - 12	14,5	72,5	14,0	70,5		36
M42492-16-16	25	1″	- 12	1.7/16″ - 12	19,5	82,5	15,0	84,5		46
M42492-20-20	31	1.1/4″	- 20	1.11/16″ - 12	25,0	98,5	15,0	98,0		55
M42492-24-24	38	1.1/2″	- 24	2″ - 12	31,0	111,5	15,0	109,0		60

INTERLOCK PLUS TYPE

SAE STANDARD CONNECTIONS

M42441

45° ORFS FEMALE SWEPT ELBOW - SAE J516 / ISO 12151-1 (CRIMPED BACK-NUT)
HEMBRA ORFS CODO DE 45º CARA PLANA - SAE J516 / ISO 12151-1 (TUERCA PRENSADA)
DK ORFS 45° - SAE J516 / ISO 12151-1 (PRESSMUTTER)
FEMMINA ORFS 45° - SAE J516 / ISO 12151-1 (DADO PRESSATO)

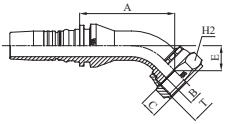

PART. REF.	HOSE BORE			THREAD	DIMENSIONS mm					
	DN	inch	Size	T	B	A	C	E		H_2
M42441-10-12	16	5/8"	- 10	1.3/16" - 12	14,5	55,5	14,5	21,5		36
M42441-12-12	19	3/4"	- 12	1.3/16" - 12	14,5	69,0	14,5	21,5		36
M42441-12-16	19	3/4"	- 12	1.7/16" - 12	19,0	77,5	15,0	25,0		41
M42441-16-16	25	1"	- 16	1.7/16" - 12	19,5	84,0	15,0	22,0		41
M42441-20-20	31	1.1/4"	- 20	1.11/16" - 12	25,0	96,5	14,8	26,0		50
M42441-24-24	38	1.1/2"	- 24	2" - 12	31,0	112,0	15,8	31,5		60

M42442

45° ORFS FEMALE SWEPT ELBOW
SAE J516 / ISO 12151-1 HEAVY TYPE (THRUST-WIRE-NUT)
HEMBRA ORFS CODO DE 45º
SAE J516 / ISO 12151-1 SERIE PESADA (TUERCA CON SEGURO)
45° ORFS BOGEN (GESHFTETE MUTTER) - SAE J516 / ISO 12151-1
FEMMINA ORFS 45° - SAE J516 / ISO 12151-1 SERIE PESANTE (DADO SPINATO)

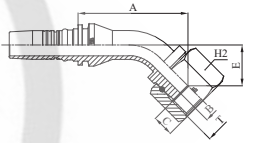

PART. REF.	HOSE BORE			FLANGE	DIMENSIONS mm					
	DN	inch	Size		B	A	C	E		H_2
M42442-12-12	19	3/4"	- 12	1.3/16" - 12	14,5	89,0	14,0	36,0		36
M42442-16-16	25	1"	- 16	1.7/16" - 12	19,5	100,0	15,0	42,5		46
M42442-20-20	31	1.1/4"	- 20	1.11/16" - 12	25,0	119,5	15,0	49,5		55
M42442-24-24	38	1.1/2"	- 24	2" - 12	31,0	128,5	15,0	52,0		60

INTERLOCK PLUS TYPE

SAE STANDARD CONNECTIONS

M43310

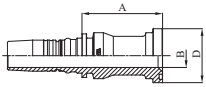

ISO/SAE CODE 61 FLANGE - SAE J516 / ISO 12151-3
BRIDA ISO/SAE CODIGO 61 - SAE J516 / ISO 12151-3
SAE FLANSCH GERADE - SAE J516 / ISO 12151-3
FLANGIA ISO/SAE CODE 61 - SAE J516 / ISO 12151-3

PART. REF.	HOSE BORE			FLANGE	DIMENSIONS mm					
	DN	inch	Size		B	A	D			
M43310-10-16	16	5/8″	- 10	1″	20,0	63,5	44,6			
M43310-12-12	19	3/4″	- 12	3/4″	16,0	59,9	38,0			
M43310-12-16	19	3/4″	- 12	1″	20,0	65,7	44,6			
M43310-16-12	25	1″	- 16	3/4″	16,0	67,0	38,0			
M43310-16-16	25	1″	- 16	1″	20,0	66,7	44,6			
M43310-16-20	25	1″	- 16	1.1/4″	26,0	73,0	51,0			
M43310-20-20	31	1.1/4″	- 20	1.1/4″	26,0	75,0	51,0			
M43310-20-24	31	1.1/4″	- 20	1.1/2″	32,0	80,0	60,5			
M43310-24-24	38	1.1/2″	- 24	1.1/2″	32,0	80,6	60,5			
M43310-24-32	38	1.1/2″	- 24	2″	42,0	88,3	71,6			
M43310-32-32	51	2″	- 32	2″	42,0	82,8	71,6			

M43390

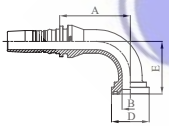

90° ISO/SAE CODE 61 FLANGE - SAE J516 / ISO 12151-3
BRIDA CODO 90° ISO/SAE CODIGO 61 - SAE J516 / ISO 12151-3
SAE FLANSCH 90° BOGEN - SAE J516 / ISO 12151-3
FLANGIA 90° ISO/SAE CODE 61 - SAE J516 / ISO 12151-3

PART. REF.	HOSE BORE			THREAD	DIMENSIONS mm					
	DN	inch	Size		B	A	D	E		
M43390-10-16	16	5/8″	- 10	1″	20,0	70,5	44,6	52,0		
M43390-12-12	19	3/4″	- 12	3/4″	16,0	71,8	38,0	52,0		
M43390-12-16	19	3/4″	- 12	1″	20,0	72,4	44,6	52,0		
M43390-16-16	25	1″	- 16	1″	20,0	83,4	44,6	62,0		
M43390-16-20	25	1″	- 16	1.1/4″	26,0	83,4	51,0	62,0		
M43390-20-16	31	1.1/4″	- 20	1″	19,8	96,5	44,6	66,0		
M43390-20-20	31	1.1/4″	- 20	1.1/4″	26,0	99,0	51,0	70,0		
M43390-20-24	31	1.1/4″	- 20	1.1/2″	32,0	98,7	60,5	72,0		
M43390-24-24	38	1.1/2″	- 24	1.1/2″	32,0	111,6	60,5	84,0		
M43390-24-32	38	1.1/2″	- 24	2″	42,0	111,5	71,6	84,0		
M43390-32-32	51	2″	- 32	2″	42,0	133,7	71,6	99,0		

INTERLOCK PLUS TYPE

SAE STANDARD CONNECTIONS

M43340

45° ISO/SAE CODE 61 FLANGE - SAE J516 / ISO 12151-3
BRIDA CODO 45° ISO/SAE CODIGO 61 - SAE J516 / ISO 12151-3
SAE FLANSCH 45° BOGEN - SAE J516 / ISO 12151-3
FLANGIA 45° ISO/SAE CODE 61 - SAE J516 / ISO 12151-3

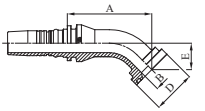

PART. REF.	HOSE BORE			FLANGE	DIMENSIONS mm					
	DN	inch	Size		B	A	D	E		
M43340-12-12	19	3/4″	- 12	3/4″	16,0	75,6	38,0	23,0		
M43340-12-16	19	3/4″	- 12	1″	20,0	76,0	44,6	23,0		
M43340-16-16	25	1″	- 16	1″	20,0	87,0	44,6	27,3		
M43340-16-20	25	1″	- 16	1.1/4″	26,0	87,5	51,0	27,3		
M43340-20-20	31	1.1/4″	- 20	1.1/4″	26,0	100,5	51,0	29,5		
M43340-20-24	31	1.1/4″	- 20	1.1/2″	32,0	101,5	60,5	31,0		
M43340-24-24	38	1.1/2″	- 24	1.1/2″	32,0	111,0	60,5	34,5		
M43340-24-32	38	1.1/2″	- 24	2″	42,0	113,0	71,6	34,5		
M43340-32-32	51	2″	- 32	2″	42,0	128,7	71,6	39,0		

M43610

ISO/SAE CODE 62 FLANGE - SAE J516 / ISO 12151-3
BRIDA ISO/SAE CODIGO 62 - SAE J516 / ISO 12151-3
ISO/SAE CODE 62 FLANSCH - SAE J516 / ISO 12151-3
FLANGIA ISO/SAE CODE 62 - SAE J516 / ISO 12151-3

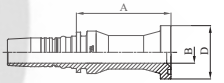

PART. REF.	HOSE BORE			FLANGE	DIMENSIONS mm					
	DN	inch	Size		B	A	D			
M43610-10-12	16	5/8″	- 10	3/4″	16,0	64,0	41,4			
M43610-10-16	16	5/8″	- 10	1″	20,0	81,5	47,7			
M43610-12-12	19	3/4″	- 12	3/4″	16,0	71,4	41,4			
M43610-12-16	19	3/4″	- 12	1″	20,0	83,4	47,7			
M43610-16-12	25	1″	- 16	3/4″	16,0	80,3	41,4			
M43610-16-16	25	1″	- 16	1″	20,0	84,7	47,7			
M43610-16-20	25	1″	- 16	1.1/4″	26,0	89,0	54,2			
M43610-20-16	31	1.1/4″	- 20	1″	20,0	87,2	47,7			
M43610-20-20	31	1.1/4″	- 20	1.1/4″	26,0	91,1	54,2			
M43610-20-24	31	1.1/4″	- 20	1.1/2″	32,0	97,2	63,7			
M43610-24-20	38	1.1/2″	- 24	1.1/4″	26,0	101,2	54,2			
M43610-24-24	38	1.1/2″	- 24	1.1/2″	32,0	97,7	63,7			
M43610-24-32	38	1.1/2″	- 24	2″	42,0	112,8	79,6			
M43610-32-24	51	2″	- 32	1.1/2″	32,0	117,0	63,7			
M43610-32-32	51	2″	- 32	2″	42,0	112,8	79,6			

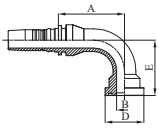

M43690

90° ISO/SAE CODE 62 FLANGE - SAE J516 / ISO 12151-3
BRIDA CODO 90º ISO/SAE CODIGO 62 - SAE J516 / ISO 12151-3
90° ISO/SAE CODE 62 FLANSCH - SAE J516 / ISO 12151-3
FLANGIA 90° ISO/SAE CODE 62 - SAE J516 / ISO 12151-3

PART. REF.	HOSE BORE			FLANGE	DIMENSIONS mm					
	DN	inch	Size		B	A	D	E		
M43690-10-12	16	5/8"	- 10	3/4"	16,0	57,5	41,4	60,5		
M43690-12-12	19	3/4"	- 12	3/4"	16,0	72,4	41,4	59,0		
M43690-12-16	19	3/4"	- 12	1"	20,0	72,4	47,7	65,0		
M43690-16-12	25	1"	- 16	3/4"	16,0	81,3	41,4	62,0		
M43690-16-16	25	1"	- 16	1"	20,0	81,1	47,7	68,0		
M43690-16-20	25	1"	- 16	1.1/4"	26,0	78,6	54,2	76,0		
M43690-20-16	31	1.1/4"	- 20	1"	20,0	98,5	47,7	79,0		
M43690-20-20	31	1.1/4"	- 20	1.1/4"	26,0	98,5	54,2	81,0		
M43690-20-24	31	1.1/4"	- 20	1.1/2"	32,0	98,5	63,7	91,5		
M43690-24-20	38	1.1/2"	- 24	1.1/4"	26,0	111,2	54,2	91,0		
M43690-24-24	38	1.1/2"	- 24	1.1/2"	32,0	112,5	63,7	94,5		
M43690-24-32	38	1.1/2"	- 24	2"	42,0	112,5	79,6	110,5		
M43690-32-32	51	2"	- 32	2"	42,0	140,7	79,6	132,0		

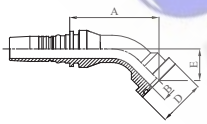

M43640

45° ISO/SAE CODE 62 FLANGE - SAE J516 / ISO 12151-3
BRIDA CODO 45º ISO/SAE CODIGO 62 - SAE J516 / ISO 12151-3
45° ISO/SAE CODE 62 FLANSCH - SAE J516 / ISO 12151-3
FLANGIA 45° ISO/SAE CODE 62 - SAE J516 / ISO 12151-3

PART. REF.	HOSE BORE			FLANGE	DIMENSIONS mm					
	DN	inch	Size		B	A	D	E		
M43640-10-12	16	5/8"	- 10	3/4"	16,0	71,0	41,4	31,0		
M43640-10-16	16	5/8"	- 10	1"	20,0	83,5	47,7	32,5		
M43640-12-12	19	3/4"	- 12	3/4"	16,0	81,0	41,4	28,0		
M43640-12-16	19	3/4"	- 12	1"	20,0	85,4	47,7	32,3		
M43640-16-12	25	1"	- 16	3/4"	16,0	87,0	41,4	28,0		
M43640-16-16	25	1"	- 16	1"	20,0	91,4	47,7	32,3		
M43640-16-20	25	1"	- 16	1.1/4"	26,0	93,7	54,2	37,5		
M43640-20-16	31	1.1/4"	- 20	1"	20,0	106,5	47,7	36,0		
M43640-20-20	31	1.1/4"	- 20	1.1/4"	26,0	108,0	54,2	37,5		
M43640-20-24	31	1.1/4"	- 20	1.1/2"	32,0	115,0	63,7	45,0		
M43640-24-20	38	1.1/2"	- 24	1.1/4"	26,0	124,5	54,2	43,0		
M43640-24-24	38	1.1/2"	- 24	1.1/2"	32,0	124,3	63,7	44,0		
M43640-24-32	38	1.1/2"	- 24	2"	42,0	135,6	79,6	55,4		
M43640-32-32	51	2"	- 32	2"	42,0	154,0	79,6	60,5		

M43630

30° ISO/SAE CODE 62 FLANGE - SAE J516 / ISO 12151-3
BRIDA CODO 30° ISO/SAE CODIGO 62 - SAE J516 / ISO 12151-3
30° ISO/SAE CODE 62 FLANSCH - SAE J516 / ISO 12151-3
FLANGIA 30° ISO/SAE CODE 62 - SAE J516 / ISO 12151-3

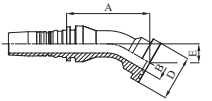

PART. REF.	HOSE BORE			FLANGE	DIMENSIONS mm					
	DN	inch	Size		B	A	D	E		
M43630-12-12	19	3/4"	- 12	3/4"	16,0	87,0	41,4	17,5		
M43630-16-16	25	1"	- 16	1"	20,0	98,5	47,7	20,0		
M43630-20-20	31	1.1/4"	- 20	1.1/4"	26,0	115,5	54,2	23,0		
M43630-24-24	38	1.1/2"	- 24	1.1/2"	32,0	133,5	63,7	27,0		
M43630-32-32	51	2"	- 32	2"	42,0	166,5	79,6	60,5		

M43660

60° ISO/SAE CODE 62 FLANGE - SAE J516 / ISO 12151-3
BRIDA CODO 60° ISO/SAE CODIGO 62 - SAE J516 / ISO 12151-3
60° ISO/SAE CODE 62 FLANSCH - SAE J516 / ISO 12151-3
FLANGIA 60° ISO/SAE CODE 62 - SAE J516 / ISO 12151-3

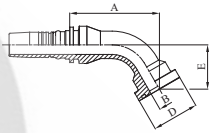

PART. REF.	HOSE BORE			FLANGE	DIMENSIONS mm					
	DN	inch	Size		B	A	D	E		
M43660-12-12	19	3/4"	- 12	3/4"	16,0	98,5	41,4	39,0		
M43660-12-16	19	3/4"	- 12	1"	20,0	101,5	47,7	44,0		
M43660-16-16	25	1"	- 16	1"	20,0	107,5	47,7	52,0		
M43660-20-20	31	1.1/4"	- 20	1.1/4"	26,0	130,0	54,2	59,0		
M43660-20-24	31	1.1/4"	- 20	1.1/2"	32,0	136,0	63,7	67,5		
M43660-24-24	38	1.1/2"	- 24	1.1/2"	32,0	154,0	63,7	61,5		
M43660-32-32	51	2"	- 32	2"	42,0	197,5	79,5	85,0		

INTERLOCK PLUS TYPE

ORIGINAL EQUIPEMENT CONNECTIONS

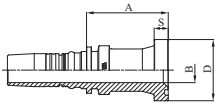

M43710

FLANGE PLUS (SAE J518 CODE 62 - ISO 6162-2 PORT COMPATIBLE)
BRIDA PLUS (COMPATIBLE CON SAE J518 CODIGO 62 / ISO 6162-2)
GERADER FLANSCH SCHWERE REIHE (SAE J518 CODE 62 - ISO 6162-2 KOMPATIBLER ANSCHLUSS)
FLANGIA PLUS (COMPATIBILE CON PORTA SAE J518 CODE 62 / ISO 6162-2)

PART. REF.	HOSE BORE			FLANGE	DIMENSIONS mm					
	DN	inch	Size		B	A	D	S		
M43710-10-12	16	5/8"	- 10	3/4"	16,0	51,5	41,4	9,0		
M43710-12-12	19	3/4"	- 12	3/4"	14,5	71,5	41,4	10,0		
M43710-16-16	25	1"	- 16	1"	19,5	64,0	47,7	11,0		
M43710-20-20	31	1.1/4"	- 20	1.1/4"	25,0	81,0	54,2	12,0		

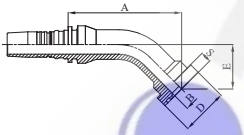

M43740

45° FLANGE PLUS (SAE J518 CODE 62 - ISO 6162-2 PORT COMPATIBLE)
BRIDA PLUS CODO 45° (COMPATIBLE CON SAE J518 CODIGO 62 / ISO 6162-2)
45°-BOGEN FLANSCH SCHWERE REIHE
(SAE J518 CODE 62 - ISO 6162-2 KOMPATIBLER ANSCHLUSS)
FLANGIA PLUS 45° (COMPATIBILE CON PORTA SAE J518 CODE 62 / ISO 6162-2)

PART. REF.	HOSE BORE			FLANGE	DIMENSIONS mm					
	DN	inch	Size		B	A	D	E	S	
M43740-10-12	16	5/8"	- 10	3/4"	16,0	72,5	41,4	32,0	9,0	
M43740-12-12	19	3/4"	- 12	3/4"	14,5	113,0	41,4	40,0	10,0	
M43740-16-16	25	1"	- 16	1"	19,5	113,5	47,7	43,0	11,0	
M43740-20-20	31	1.1/4"	- 20	1.1/4"	25,0	133,5	54,2	50,0	12,0	

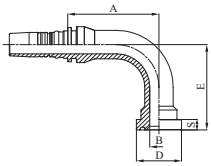

M43790

90° FLANGE PLUS (SAE J518 CODE 62 - ISO 6162-2 PORT COMPATIBLE)
BRIDA PLUS CODO 90° (COMPATIBLE CON SAE J518 CODIGO 62 / ISO 6162-2)
90°-BOGEN FLANSCH SCHWERE REIHE
(SAE J518 CODE 62 - ISO 6162-2 KOMPATIBLER ANSCHLUSS)
FLANGIA PLUS 90° (COMPATIBILE CON PORTA SAE J518 CODE 62 / ISO 6162-2)

PART. REF.	HOSE BORE			FLANGE	DIMENSIONS mm					
	DN	inch	Size		B	A	D	E	S	
M43790-10-12	16	5/8"	- 10	3/4"	16,0	61,5	41,4	60,5	9,0	
M43790-12-12	19	3/4"	- 12	3/4"	14,5	93,0	41,4	75,0	10,0	
M43790-16-16	25	1"	- 16	1"	19,5	90,0	47,7	90,0	11,0	
M43790-20-20	31	1.1/4"	- 20	1.1/4"	25,0	115,0	54,0	110,0	12,0	

INTERLOCK PLUS TYPE

ORIGINAL EQUIPEMENT CONNECTIONS

M43910

STRAIGHT SUPERCAT SERIES FLANGE
BRIDA RECTA SUPERCAT
FLANSCH GERADE SUPERCAT
FLANGIA DRITTA SERIE SUPERCAT

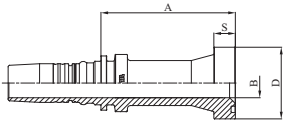

PART. REF.	HOSE BORE			FLANGE	DIMENSIONS mm					
	DN	inch	Size		B	A	D	S		
M43910-12-12	19	3/4″	- 12	3/4″	16,0	77,0	41,5	14,3		
M43910-12-16	19	3/4″	- 12	1″	20,0	88,5	47,7	14,3		
M43910-16-16	25	1″	- 16	1″	20,0	89,5	47,7	14,3		
M43910-16-20	25	1″	- 16	1.1/4″	26,0	93,5	54,0	14,3		
M43910-20-20	31	1.1/4″	- 20	1.1/4″	26,0	95,2	54,0	14,3		
M43910-20-24	31	1.1/4″	- 20	1.1/2″	32,0	98,5	63,6	14,3		
M43910-24-24	38	1.1/2″	- 24	1.1/2″	32,0	99,2	63,6	14,3		
M43910-24-32	38	1.1/2″	- 24	2″	42,0	115,0	79,3	14,3		
M43910-32-24	51	2″	- 32	1.1/2″	32,0	119,0	63,6	14,3		
M43910-32-32	51	2″	- 32	2″	42,0	114,0	79,3	14,3		

M43920

22,5° SUPERCAT SERIES FLANGE
CODO 22,5º BRIDA SERIE SUPERCAT
22,5° FLANSCH SERIE SUPERCAT
FLANGIA 22,5° SERIE SUPERCAT

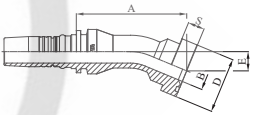

PART. REF.	HOSE BORE			FLANGE	DIMENSIONS mm					
	DN	inch	Size		B	A	D	E	S	
M43920-12-12	19	3/4″	- 12	3/4″	16,0	94,5	41,5	14,5	14,3	
M43920-12-16	19	3/4″	- 12	1″	20,0	102,0	47,7	16,5	14,3	
M43920-16-16	25	1″	- 16	1″	20,0	111,0	47,7	16,5	14,3	
M43920-16-20	25	1″	- 16	1.1/4″	26,0	115,5	54,0	19,0	14,3	
M43920-20-20	31	1.1/4″	- 20	1.1/4″	26,0	122,0	54,0	18,0	14,3	
M43920-20-24	31	1.1/4″	- 20	1.1/2″	32,0	139,0	63,6	23,0	14,3	
M43920-24-24	38	1.1/2″	- 24	1.1/2″	32,0	138,0	63,6	20,0	14,3	

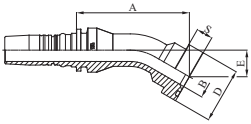

M43930

30° SUPERCAT SERIES FLANGE
CODO 30º BRIDA SERIE SUPERCAT
30° FLANSCH SERIE SUPERCAT
FLANGIA 30° SERIE SUPERCAT

PART. REF.	HOSE BORE			FLANGE	DIMENSIONS mm					
	DN	inch	Size		B	A	D	E	S	
M43930-12-12	19	3/4″	- 12	3/4″	16,0	92,0	41,5	20,0	14,3	
M43930-12-16	19	3/4″	- 12	1″	20,0	99,5	47,7	22,5	14,3	
M43930-16-16	25	1″	- 16	1″	20,0	108,5	47,7	23,0	14,3	
M43930-16-20	25	1″	- 16	1.1/4″	26,0	112,5	54,0	26,0	14,3	
M43930-20-20	31	1.1/4″	- 20	1.1/4″	26,0	119,0	54,0	25,0	14,3	
M43930-20-24	31	1.1/4″	- 20	1.1/2″	32,0	135,5	63,6	32,0	14,3	
M43930-24-24	38	1.1/2″	- 24	1.1/2″	32,0	135,0	63,6	28,0	14,3	
M43930-24-32	38	1.1/2″	- 24	2″	42,0	151,5	79,3	36,0	14,3	
M43930-32-32	51	2″	- 32	2″	42,0	171,5	79,3	37,5	14,3	

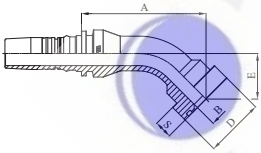

M43940

45° SUPERCAT SERIES FLANGE
BRIDA SUPERCAT CODO DE 45°
FLANSCH 45° BOGEN SUPERCAT
FLANGIA 45° SERIE SUPERCAT

PART. REF.	HOSE BORE			FLANGE	DIMENSIONS mm					
	DN	inch	Size		B	A	D	E	S	
M43940-12-12	19	3/4″	- 12	3/4″	16,0	85,0	41,5	32,0	14,3	
M43940-12-16	19	3/4″	- 12	1″	20,0	92,0	47,7	35,5	14,3	
M43940-16-16	25	1″	- 16	1″	20,0	100,4	47,7	36,7	14,3	
M43940-16-20	25	1″	- 16	1.1/4″	26,0	104,0	54,0	40,5	14,3	
M43940-20-20	31	1.1/4″	- 20	1.1/4″	26,0	110,5	54,0	40,5	14,3	
M43940-20-24	31	1.1/4″	- 20	1.1/2″	32,0	125,5	63,6	50,5	14,3	
M43940-24-24	38	1.1/2″	- 24	1.1/2″	32,0	125,5	63,6	45,3	14,3	
M43940-24-32	38	1.1/2″	- 24	2″	42,0	139,5	79,3	56,5	14,3	
M43940-32-32	51	2″	- 32	2″	42,0	158,5	79,3	61,5	14,3	

INTERLOCK PLUS TYPE

ORIGINAL EQUIPEMENT CONNECTIONS

M43960

60° SUPERCAT SERIES FLANGE
CODO 60º BRIDA SERIE SUPERCAT
60° FLANSCH SERIE SUPERCAT
FLANGIA 60° SERIE SUPERCAT

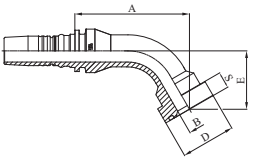

PART. REF.	HOSE BORE			FLANGE	DIMENSIONS mm					
	DN	inch	Size		B	A	D	E	S	
M43960-12-12	19	3/4″	- 12	3/4″	16,0	101,5	41,5	44,0	14,3	
M43960-12-16	19	3/4″	- 12	1″	20,0	106,5	47,7	48,0	14,3	
M43960-16-16	25	1″	- 16	1″	20,0	122,0	47,7	51,0	14,3	
M43960-16-16055	25	1″	- 16	1″	20,0	117,5	47,7	55,0	14,3	
M43960-16-20	25	1″	- 16	1.1/4″	26,0	122,5	54,0	55,0	14,3	
M43960-20-20	31	1.1/4″	- 20	1.1/4″	26,0	135,5	54,0	56,0	14,3	
M43960-20-24	31	1.1/4″	- 20	1.1/2″	32,0	149,0	63,6	69,0	14,3	
M43960-24-24	38	1.1/2″	- 24	1.1/2″	32,0	154,5	63,6	63,0	14,3	
M43960-32-32	51	2″	- 32	2″	42,0	202,0	79,3	86,5	14,3	
M43960-32-32150	51	2″	- 32	2″	42,0	196,5	79,3	150,0	14,3	

M43970

67,5° SUPERCAT SERIES FLANGE
CODO 67,5º BRIDA SERIE SUPERCAT
67,5° FLANSCH SERIE SUPERCAT
FLANGIA 67,5° SERIE SUPERCAT

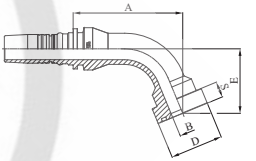

PART. REF.	HOSE BORE			FLANGE	DIMENSIONS mm					
	DN	inch	Size		B	A	D	E	S	
M43970-12-12	19	3/4″	- 12	3/4″	16,0	95,5	41,5	49,5	14,3	
M43970-12-16	19	3/4″	- 12	1″	20,0	100,0	47,7	54,0	14,3	
M43970-16-16	25	1″	- 16	1″	20,0	115,0	47,7	58,0	14,3	
M43970-16-20	25	1″	- 16	1.1/4″	26,0	115,0	54,0	62,0	14,3	
M43970-20-20	31	1.1/4″	- 20	1.1/4″	26,0	128,0	54,0	64,0	14,3	
M43970-20-24	31	1.1/4″	- 20	1.1/2″	32,0	139,5	63,6	78,0	14,3	
M43970-24-24	38	1.1/2″	- 24	1.1/2″	32,0	146,0	63,6	72,0	14,3	
M43970-32-32	51	2″	- 32	2″	42,0	189,5	79,3	99,0	14,3	

INTERLOCK PLUS TYPE

ORIGINAL EQUIPEMENT CONNECTIONS

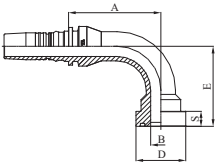

M43990

90° SUPERCAT SERIES FLANGE
BRIDA SUPERCAT CODO DE 90°
FLANSCH 90° BOGEN SUPERCAT
FLANGIA 90° SERIE SUPERCAT

PART. REF.	HOSE BORE			FLANGE	DIMENSIONS mm					
	DN	inch	Size		B	A	D	E	S	
M43990-12-12	19	3/4″	- 12	3/4″	16,0	72,5	41,5	64,5	14,3	
M43990-12-16	19	3/4″	- 12	1″	20,0	75,5	47,7	69,5	14,3	
M43990-16-16	25	1″	- 16	1″	20,0	88,5	47,7	76,5	14,3	
M43990-16-20	25	1″	- 16	1.1/4″	26,0	86,5	54,0	80,5	14,3	
M43990-20-20	31	1.1/4″	- 20	1.1/4″	26,0	98,5	54,0	85,0	14,3	
M43990-20-24	31	1.1/4″	- 20	1.1/2″	32,0	104,5	63,6	101,0	14,3	
M43990-24-24	38	1.1/2″	- 24	1.1/2″	32,0	112,5	63,6	96,5	14,3	
M43990-24-32	38	1.1/2″	- 24	2″	42,0	115,0	79,3	112,0	14,3	
M43990-32-32	51	2″	- 32	2″	42,0	144,0	79,3	133,5	14,3	

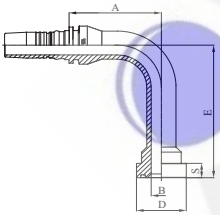

M43990 LONG DROP

90° LONG DROP SUPERCAT SERIES FLANGE
CODO 90º LARGO BRIDA SERIE SUPERCAT
90° LANGER SCHENKEL FLANSCH SERIE SUPERCAT
FLANGIA 90° SERIE SUPERCAT CURVA LUNGA

PART. REF.	HOSE BORE			FLANGE	DIMENSIONS mm					
	DN	inch	Size		B	A	D	E	S	
M43990-16-16132	25	1″	- 16	1″	20,0	88,5	47,7	132,0	14,3	
M43990-16-16150	25	1″	- 16	1″	20,0	88,5	47,7	150,0	14,3	
M43990-16-20150	25	1″	- 16	1.1/4″	26,0	88,5	54,0	150,0	14,3	
M43990-20-20092	31	1.1/4″	- 20	1.1/4″	26,0	98,5	54,0	92,0	14,3	
M43990-20-20150	31	1.1/4″	- 20	1.1/4″	26,0	98,5	54,0	150,0	14,3	
M43990-20-24135	31	1.1/4″	- 20	1.1/2″	32,0	98,5	63,6	135,0	14,3	
M43990-24-24106	38	1.1/2″	- 24	1.1/2″	32,0	112,5	63,6	106,0	14,3	

INTERLOCK PLUS TYPE

XTRAFLANGE

M48510

XTRAFLANGE (SAE J518 CODE 62 - ISO 6162-2 PORT COMPATIBLE)
BRIDA XTRAFLANGE (COMPATIBLE CON SAE J518 CODIGO 62 / ISO 6162-2)
XTRAFLANSCH GERADE (SAE J518 CODE 62 - ISO 6162-2 KOMPATIBLER ANSCHLUSS)
XTRAFLANGIA (COMPATIBILE CON PORTA SAE J518 CODE 62 / ISO 6162-2)

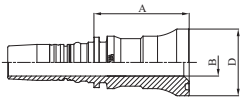

PART. REF.	HOSE BORE			FLANGE	DIMENSIONS mm					WEIGHT
	DN	inch	Size		B	A	D			kg
M48510-12-12	19	3/4"	- 12	3/4"	14,5	64,0	41,4			0,4
M48510-16-16	25	1"	- 16	1"	19,5	68,3	47,7			0,6
M48510-20-20	31	1.1/4"	- 20	1.1/4"	25,0	88,0	54,4			1,0
M48510-24-24	38	1.1/2"	- 24	1.1/2"	31,0	102,0	63,7			1,4
M48510-32-32	51	2"	- 32	2"	41,0	129,0	79,6			2,7

M48540

45° XTRAFLANGE (SAE J518 CODE 62 - ISO 6162-2 PORT COMPATIBLE)
BRIDA CODO 45º XTRAFLANGE (COMPATIBLE CON SAE J518 CODIGO 62 / ISO 6162-2)
45°-BOGEN XTRAFLANSCH (SAE J518 CODE 62 - ISO 6162-2 KOMPATIBLER ANSCHLUSS)
XTRAFLANGIA 45° (COMPATIBILE CON PORTA SAE J518 CODE 62 / ISO 6162-2)

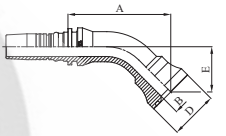

PART. REF.	HOSE BORE			FLANGE	DIMENSIONS mm					WEIGHT
	DN	inch	Size		B	A	D	E		kg
M48540-12-12	19	3/4"	- 12	3/4"	14,5	92,5	41,4	38,0		0,5
M48540-16-16	25	1"	- 16	1"	19,5	101,5	47,7	45,0		0,7
M48540-20-20	31	1.1/4"	- 20	1.1/4"	25,0	138,0	54,4	62,5		1,3
M48540-24-24	38	1.1/2"	- 24	1.1/2"	31,0	155,0	63,7	71,5		1,9
M48540-32-32	51	2"	- 32	2"	41,0	193,5	79,6	92,5		3,9

M48590

90° XTRAFLANGE (SAE J518 CODE 62 - ISO 6162-2 PORT COMPATIBLE)
BRIDA CODO 90º XTRAFLANGE (COMPATIBLE CON SAE J518 CODIGO 62 / ISO 6162-2)
XTRAFLANSCH 90° BOGEN (SAE J518 CODE 62 - ISO 6162-2 KOMPATIBLER ANSCHLUSS)
XTRAFLANGIA 90° (COMPATIBILE CON PORTA SAE J518 CODE 62 / ISO 6162-2)

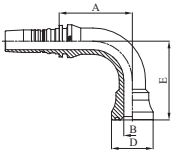

PART. REF.	HOSE BORE			FLANGE	DIMENSIONS mm					WEIGHT
	DN	inch	Size		B	A	D	E		kg
M48590-12-12	19	3/4"	- 12	3/4"	14,5	75,5	41,4	75,0		0,5
M48590-16-16	25	1"	- 16	1"	19,5	83,5	47,7	90,0		0,8
M48590-20-20	31	1.1/4"	- 20	1.1/4"	25,0	107,0	54,4	120,0		1,5
M48590-24-24	38	1.1/2"	- 24	1.1/2"	31,0	122,0	63,7	140,0		2,2
M48590-32-32	51	2"	- 32	2"	41,0	147,5	79,6	180,0		4,3

INTERLOCK PLUS TYPE

DIN STANDARD CONNECTIONS

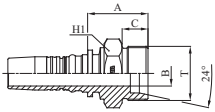

M31210

METRIC MALE 24° CONE SEAT HEAVY DUTY - DIN 20066 / ISO 12151-2
MACHO METRICO ASIENTO A 24º - SERIE PESADA DIN 20066 / ISO 12151-2
CES - DIN 20066 / ISO 12151-2
MASCHIO METRICO 24º - SERIE PESANTE DIN 20066 / ISO 12151-2

PART. REF.	HOSE BORE			THREAD	PIPE	DIMENSIONS mm					
	DN	inch	Size	T	mm	B	A	C		H_1	
M31210-10-30	16	5/8″	- 10	M 30x2	20	12,0	36,8	16,0		30	
M31210-12-30	19	3/4″	- 12	M 30x2	20	14,5	38,5	16,0		32	
M31210-12-36	19	3/4″	- 12	M 36x2	25	14,5	43,4	18,0		36	
M31210-16-36	25	1″	- 16	M 36x2	25	19,5	45,0	18,0		36	
M31210-16-42	35	1″	- 16	M 42x2	30	19,5	46,8	20,0		46	
M31210-20-52	31	1.1/4″	- 20	M 52x2	38	25,0	55,0	22,0		55	
M31210-24-52	38	1.1/2″	- 24	M 52x2	38	30,5	55,6	22,0		55	

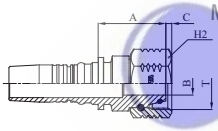

M41612

METRIC O-RING FEMALE 24° CONE HEAVY DUTY - DIN 20066 / ISO 12151-2 (THRUST-WIRE NUT)
HEMBRA METRICA CON O-RING ASIENTO A 24º SERIE PESADA
DIN 20066 / ISO 12151-2 (TUERCA CON SEGURO)
DKOS - DIN 20066 / ISO 12151-2 (GESTIFTETE MUTTER)
FEMMINA METRICA CONO 24° O-RING SERIE PESANTE DIN 20066 / ISO 12151-2 (DADO SPINATO)

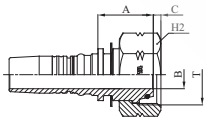

M41613

METRIC O-RING FEMALE 24° CONE HEAVY DUTY - DIN 20066 / ISO 12151-2 (SLIP-ON NUT)
HEMBRA METRICA CON O-RING ASIENTO A 24º SERIE PESADA
DIN 20066 / ISO 12151-2 (TUERCA LIBRE)
DKOS - DIN 20066 / ISO 12151-2 (HINTERLEGTE MUTTER)
FEMMINA METRICA CONO 24° O-RING SERIE PESANTE DIN 20066 / ISO 12151-2 (DADO PASSANTE)

PART. REF.	HOSE BORE			THREAD	PIPE	DIMENSIONS mm					
	DN	inch	Size	T	mm	B	A	C			H_2
M41613-10-30	16	5/8″	- 10	M 30x2	20	12,0	37,1	3,5			36
M41612-10-24	16	5/8″	- 10	M 24x1,5	16	9,3	31,0	4,0			30
M41612-12-30	19	3/4″	- 12	M 30x2	20	12,5	43,9	3,2			36
M41613-12-36	19	3/4″	- 12	M 36x2	25	14,5	42,1	3,4			41
M41613-12-42	19	3/4″	- 12	M 42x2	30	19,0	35,8	5,3			50
M41612-16-36	25	1″	- 16	M 36x2	25	16,0	46,8	4,1			41
M41613-16-42	25	1″	- 16	M 42x2	30	19,5	46,3	5,3			50
M41613-16-52	25	1″	- 16	M 52x2	38	26,0	50,5	8,0			60
M41612-20-42	31	1.1/4″	- 20	M 42x2	30	19,0	47,5	6,1			50
M41613-20-52	31	1.1/4″	- 20	M 52x2	38	26,0	41,7	8,0			60
M41612-24-52	38	1.1/2″	- 24	M 52x2	38	29,0	52,5	8,8			60

INTERLOCK PLUS TYPE

DIN STANDARD CONNECTIONS

M41692

90° METRIC O-RING FEMALE SWEPT ELBOW 24° CONE HEAVY DUTY
DIN 20066 / ISO 12151-2 (THRUST-WIRE NUT)
HEMBRA METRICA CON O-RING CODO DE 90º ASIENTO A 24º SERIE PESADA
DIN 20066 / ISO 12151-2 (TUERCA CON SEGURO)
DKOS 90° BOGEN - DIN 20066 / ISO 12151-2 (GESTIFTETE MUTTER)
FEMMINA METRICA 90° CONO 24º O-RING SERIE PESANTE DIN 20066 / ISO 12151-2 (DADO SPINATO)

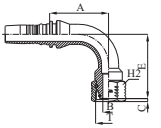

M41693

90° METRIC O-RING FEMALE SWEPT ELBOW 24° CONE HEAVY DUTY
DIN 20066 / ISO 12151-2 (SLIP-ON NUT)
HEMBRA METRICA CON O-RING CODO DE 90º ASIENTO A 24º SERIE PESADA
DIN 20066 / ISO 12151-2 (TUERCA LIBRE)
DKOS 90° BOGEN - DIN 20066 / ISO 12151-2 (HINTERLEGTE MUTTER)
FEMMINA METRICA 90° CONO 24º O-RING SERIE PESANTE DIN 20066 / ISO 12151-2 (DADO PASSANTE)

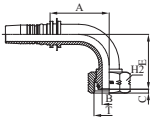

PART. REF.	HOSE BORE			THREAD	PIPE	DIMENSIONS mm					
	DN	inch	Size	T	mm	B	A	C	E		H_2
M41693-10-30	16	5/8"	- 10	M 30x2	20	12,0	52,5	3,5	57,5		36
M41692-12-30	19	3/4"	- 12	M 30x2	25	12,5	63,8	3,2	68,5		36
M41693-12-36	19	3/4"	- 12	M 36x2	25	14,5	67,0	3,4	67,5		41
M41692-16-36	25	1"	- 16	M 36x2	25	16,0	81,7	4,1	89,0		41
M41693-16-42	25	1"	- 16	M 42x2	30	19,5	81,6	5,3	75,5		50
M41692-20-42	31	1.1/4"	- 20	M 42x2	30	19,0	103,5	6,1	90,0		50
M41693-20-52	31	1.1/4"	- 20	M 52x2	38	26,0	100,0	8,0	86,5		60

INTERLOCK PLUS TYPE

DIN STANDARD CONNECTIONS

M41642

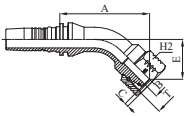

45° METRIC O-RING FEMALE SWEPT ELBOW 24° CONE HEAVY DUTY
DIN 20066 / ISO 12151-2 (THRUST-WIRE NUT)
HEMBRA METRICA CON O-RING CODO DE 45º CONO 24º SERIE PESADA
DIN 20066 / ISO 12151-2 (TUERCA CON SEGURO)
DKOS 45° BOGEN - DIN 20066 / ISO 12151-2 (GESTIFTETE MUTTER)
FEMMINA METRICA 45° CONO 24° O-RING SERIE PESANTE DIN 20066 / ISO 12151-2 (DADO SPINATO)

M41643

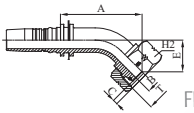

45° METRIC O-RING FEMALE SWEPT ELBOW 24° CONE HEAVY DUTY
DIN 20066 / ISO 12151-2 (SLIP-ON NUT)
HEMBRA METRICA CON O-RING CODO DE 45º ASIENTO A 24º SERIE PESADA
DIN 20066 / ISO 12151-2 (TUERCA LIBRE)
DKOS 45° BOGEN - DIN 20066 / ISO 12151-2 (HINTERLEGTE MUTTER)
FEMMINA METRICA 45° CONO 24° O-RING SERIE PESANTE DIN 20066 / ISO 12151-2 (DADO PASSANTE)

PART. REF.	HOSE BORE			THREAD	PIPE	DIMENSIONS mm					
	DN	inch	Size	T	mm	B	A	C	E		H_2
M41643-10-30	16	5/8"	- 10	M 30x2	20	12,0	66,5	3,5	29,5		36
M41642-12-30	19	3/4"	- 12	M 30x2	20	12,5	79,2	3,2	34,8		36
M41643-12-36	19	3/4"	- 12	M 36x2	25	14,5	81,0	3,4	33,5		41
M41642-16-36	25	1"	- 16	M 36x2	25	16,0	103,0	4,1	45,5		41
M41643-16-42	25	1"	- 16	M 42x2	30	19,5	93,1	5,3	36,0		50
M41642-20-42	31	1.1/4"	- 20	M 42x2	30	19,0	116,5	6,1	44,5		50
M41643-20-52	31	1.1/4"	- 20	M 52x2	38	26,0	110,0	8,0	40,0		60

M41293

90° METRIC O-RING FEMALE MEDIUM/LONG DROP ELBOW 24° CONE HEAVY DUTY DIN 20066 / ISO 12151-2 (SLIP-ON NUT)

CODO 90º METRICO MEDIO/LARGO 24º O-RING SERIE PESADA
DIN 20066 / ISO 12151-2 (TUERCA CON PASADOR)
90° BOGEN O-RING METRISCH 24° KONUS H.T.
DIN 20066 / ISO 12151-2 (HINTERLEGTE MUTTER)
FEMMINA METRICA O-RING SERIE PESANTE CONO 24° CURVA 90° MEDIO/LUNGA
DIN 20066 / ISO 12151-2 (DADO PASSANTE)

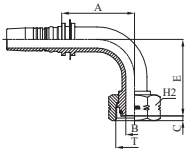

PART. REF.	HOSE BORE			THREAD	PIPE	DIMENSIONS mm					
	DN	inch	Size	T	mm	B	A	C	E		H_2
M41293-10-30	16	5/8"	- 10	M 30x2	20	12,0	53,0	3,5	60,0		36
M41293-12-36	19	3/4"	- 12	M 36x2	25	14,5	67,0	3,4	67,5		41
M41293-16-42	25	1"	- 16	M 42x2	30	19,5	81,5	5,3	86,0		50
M41293-20-52	31	1.1/4"	- 20	M 52x2	38	26,1	100,0	8,0	92,0		60

M41243

45° METRIC O-RING FEMALE MEDIUM/LONG DROP ELBOW 24° CONE HEAVY DUTY DIN 20066/ ISO 12151-2 (SLIP-ON NUT)

CODO 45º METRICO MEDIO/LARGO 24º O-RING SERIE PESADA
DIN 20066/ ISO 12151-2 (TUERCA CON PASADOR)
45° BOGEN O-RING METRISCH 24° KONUS H.T.
DIN 20066/ ISO 12151-2 (HINTERLEGTE MUTTER)
FEMMINA METRICA O-RING SERIE PESANTE CONO 24° CURVA 45° MEDIO/LUNGA
DIN 20066 / ISO 12151-2 (DADO PASSANTE)

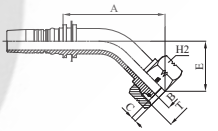

PART. REF.	HOSE BORE			THREAD	PIPE	DIMENSIONS mm					
	DN	inch	Size	T	mm	B	A	C	E		H_2
M41243-10-30	16	5/8"	- 10	M 30x2	20	12,0	77,5	3,5	35,0		36
M41243-12-36	19	3/4"	- 12	M 36x2	25	14,5	101,0	3,4	45,0		41
M41243-16-42	25	1"	- 16	M 42x2	30	19,5	112,0	5,3	55,0		50
M41243-20-52	31	1.1/4"	- 20	M 52x2	38	26,1	133,0	8,0	63,0		60

INTERLOCK PLUS TYPE

ACCESSORIES

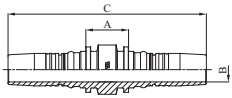

M30050

DOUBLE CONNECTOR
CONNECTOR DOBLE
DOPPELVERBINDER
DOPPIO INSERTO

PART. REF.	HOSE BORE			THREAD	DIMENSIONS mm					
	DN	inch	Size		B	A	C			
M30050-20-20	31	1.1/4″	- 20		25,0	42,0	206,0			
M30050-24-24	38	1.1/2″	- 24		31,0	42,5	228,5			
M30050-32-32	51	2″	- 32		41,0	42,5	244,5			

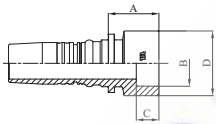

M49510WL

WELDING TAIL
ESPIGA SOLDABLE
VERSCHWEISSNIPPEL
INSERTO A SALDARE

PART. REF.	HOSE BORE				DIMENSIONS mm					
	DN	inch	Size		B	A	C	D		
M49510-10-18WL	16	5/8″	- 10		18,1	20,5	10,0	26,0		
M49510-12-22WL	19	3/4″	- 12		22,1	27,5	12,0	34,0		
M49510-16-28WL	25	1″	- 16		28,1	31,5	14,0	40,0		
M49510-20-35WL	31	1.1/4″	- 20		35,1	33,0	14,0	49,0		

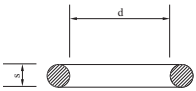

JO29

OPTIONAL INTERLOCK PLUS O-RING
INTERLOCK PLUS O-RING OPCIONAL
OPTIONAL INTERLOCK PLUS O-RING
O-RING INTERLOCK PLUS OPZIONALE

PART. REF.	HOSE BORE			O-RING SIZE (dxs mm)	MATERIAL
	DN	inch	Size		
JO29171318	16	5/8″	- 10	13,20x1,80	NBR 90 Shore A
JO29191618	19	3/4″	- 12	15,60x1,78	NBR 90 Shore A
JO29262218	25	1″	- 16	21,95x1,78	NBR 90 Shore A
JO29322818	31	1.1/4″	- 20	28,30x1,78	NBR 90 Shore A
JO29383518	38	1.1/2″	- 24	34,65x1,78	NBR 90 Shore A
JO29514718	51	2″	- 32	47,35x1,78	NBR 90 Shore A

M01750

DOUBLE SKIVE FERRULE FOR EXTRA DUTY SPIRAL HOSES (4 PLY)
CASQUILLOS DE PELADO INTERNO Y EXTERNO PARA MANGUERAS
CON REFUERZO EN ESPIRAL (4 ESPIRALES)
PRESSFASSUNG FÜR INNEN- UND AUSSENSCHÄLUNG FÜR SPEZIAL-SPIRALSCHLÄUCHE (4-LAGIG)
GHIERA A PELATURA INTERNA/ESTERNA PER TUBI SPIRALATI
(4 SPIRALI) PER APPLICAZIONI ESTREMAMENTE SEVERE

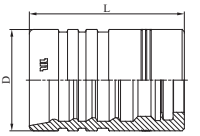

PART. REF.	HOSE BORE				DIMENSIONS mm			
	DN	inch	Size		D	L	C	H1
M01750-12	19	3/4"	- 12		45,1	69,0		

M01800

DOUBLE SKIVE FERRULE FOR EXTRA DUTY SPIRAL HOSES (6 PLY)
CASQUILLOS DE PELADO INTERNO Y EXTERNO PARA MANGUERAS
CON REFUERZO EN ESPIRAL (6 ESPIRALES)
PRESSFASSUNG FÜR INNEN- UND AUSSENSCHÄLUNG FÜR SPEZIAL-SPIRALSCHLÄUCHE (6-LAGIG)
GHIERA A PELATURA INTERNA/ESTERNA PER TUBI SPIRALATI
(6 SPIRALI) PER APPLICAZIONI ESTREMAMENTE SEVERE

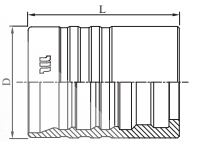

PART. REF.	HOSE BORE				DIMENSIONS mm			
	DN	inch	Size		D	L		
M01800-16	25	1"	- 16		53,5	69,0		
M01800-20	31	1.1/4"	- 20		64,5	88,2		
M01800-24	38	1.1/2"	- 24		73,0	97,8		
M01800-32	51	2"	- 32		86,5	108,0		
M01800-40	63	2.1/2"	- 40		103,0	135,0		
M01800-48	76	3"	- 48		113,5	125,0		

XTRALOCK TYPE

DIAMONDSPIR HOSE RANGE

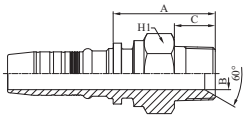

M52810/M57810

NPTF MALE 60° CONE SEAT - SAE J516/J514
MACHO NPTF ASIENTO A 60° - SAE J516/J514
AG NPTF KONUS 60° - SAE J516/J514
MASCHIO NPTF CONO 60° - SAE J516/J514

PART. REF.	HOSE BORE			THREAD	DIMENSIONS mm			
	DN	inch	Size	T	B	A	C	H_1
M52810-12-12	19	3/4″	12	3/4″ - 14	15,0	49,4	21,0	32
M57810-16-16	25	1″	- 16	1″ - 11.5	19,0	60,4	24,2	41
M57810-20-20	31	1.1/4″	- 20	1.1/4″ - 11.5	26,1	63,9	28,0	46
M57810-24-24	38	1.1/2″	- 24	1.1/2″ - 11.5	32,1	70,4	30,0	55
M57810-32-32	51	2″	- 32	2″ - 11.5	42,0	75,5	35,0	70
M57810-40-40	63	2.1/2″	- 40	2.1/2″ - 8	55,4	94,5	43,0	80
M57810-48-48	76	3″	- 48	3″ - 8	62,5	123,5	51,5	100

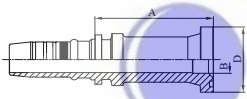

M68610

ISO/SAE CODE 62 FLANGE - SAE J516 / ISO 12151-3
BRIDA ISO/SAE CODIGO 62 - SAE J516 / ISO 12151-3
ISO/SAE CODE 62 FLANSCH - SAE J516 / ISO 12151-3
FLANGIA DRITTA SAE CODE 62 - SAE J516 / ISO 12151-3

PART. REF.	HOSE BORE			FLANGE	DIMENSIONS mm			
	DN	inch	Size		B	A	D	
M68610-12-12	19	3/4″	-12	3/4″	16,0	74,0	41,4	
M68610-16-16	25	1″	- 16	1″	20,0	86,0	47,7	
M68610-20-20	31	1.1/4″	- 20	1.1/4″	26,0	91,0	54,2	
M68610-24-24	38	1.1/2″	- 24	1.1/2″	32,0	97,5	63,7	
M68610-32-32	51	2″	- 32	2″	42,0	112,5	79,6	
M68610-32-40 *	51	2″	- 32	2.1/2″	51,5	124,0	107,8	
M68610-40-32	63	2.1/2″	- 40	2″	41,0	115,0	79,6	
M68610-40-40 *	63	2.1/2″	- 40	2.1/2″	51,5	127,0	107,8	
M68610-48-48 *	76	3″	- 48	3″	63,0	167,0	131,9	

* **Manuli specification** / Manuli spezifikation / Especificación Manuli / Specifica Manuli

M68690

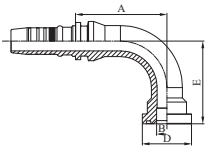

90° ISO/SAE CODE 62 FLANGE - SAE J516 / ISO 12151-3
BRIDA 90° ISO/SAE CODIGO 62 - SAE J516 / ISO 12151-3
90° ISO/SAE CODE 62 FLANSCH - SAE J516 / ISO12151-3
FLANGIA 90° ISO/SAE CODE 62 - SAE J516 / ISO 12151-3

PART. REF.	HOSE BORE			FLANGE	DIMENSIONS mm			
	DN	inch	Size		B	A	D	E
M68690-12-12	19	3/4"	-12	3/4"	16,0	75,0	41,4	59,0
M68690-16-16	25	1"	- 16	1"	20,0	89,0	47,7	80,0
M68690-20-20	31	1.1/4"	- 20	1.1/4"	24,0	110,0	54,2	93,0
M68690-24-24	38	1.1/2"	- 24	1.1/2"	38,5	125,0	63,7	110,0
M68690-32-32	51	2"	- 32	2"	42,0	148,0	79,6	136,0

M68640

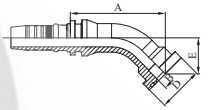

45° ISO/SAE CODE 62 FLANGE - SAE J516 / ISO 12151-3
BRIDA 45° ISO/SAE CODIGO 62 - SAE J516 / ISO 12151-3
45° ISO/SAE CODE 62 FLANSCH - SAE J516 / ISO12151-3
FLANGIA 45° ISO/SAE CODE 62 - SAE J516 / ISO 12151-3

PART. REF.	HOSE BORE			FLANGE	DIMENSIONS mm			
	DN	inch	Size		B	A	D	E
M68640-16-16	25	1"	- 16	1"	20,0	98,5	47,7	38,0
M68640-20-20	31	1.1/4"	- 20	1.1/4"	24,0	121,5	54,2	43,5
M68640-24-24	38	1.1/2"	- 24	1.1/2"	38,5	136,0	63,7	50,0
M68640-32-32	51	2"	- 32	2"	42,0	160,0	79,6	61,0

XTRALOCK TYPE

DIAMONDSPIR HOSE RANGE

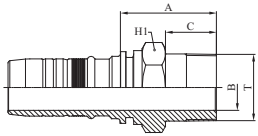

M53410

API MALE WITH HEXAGONAL BODY (API 5B THREAD)
MACHO API CON CUERPO HEXAGONAL (ROSCA API 5B)
VERBINDER API SECHSKANT (API 5B GEWINDE)
MASCHIO API CON CORPO ESAGONALE (FILETTATURA API 5B)

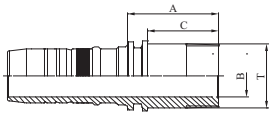

M53410...H00

API MALE WITH CYLINDRICAL BODY (API 5B THREAD)
MACHO API CON CUERPO CILINDRICO (ROSCA API 5B)
VERBINDER API ZYLINDRISCH (API 5B GEWINDE)
MASCHIO API CON CORPO CILINDRICO (FILETTATURA API 5B)

PART. REF.	HOSE BORE			THREAD	DIMENSIONS mm					
	DN	inch	Size	T	B	A	C			H_1
M53410-32-32	51	2″	- 32	2″ - 11,5	41	119,5	55,0			70
M53410-32-32H00	51	2″	- 32	2″ - 11,5	41	76,5	60			-
M53410-40-40	63	2.1/2″	- 40	2.1/2″ - 8	51,5	135,0	63,0			80
M53410-40-40H00	63	2.1/2″	- 40	2.1/2″ - 8	51,5	99,5	81			-
M53410-48-48	76	3″	- 48	3″ - 8	62,5	143,5	71,5			100
M53410-48-48H00	76	3″	- 48	3″ - 8	62,5	115	100			-
M53410-48-64	76	3″	-48	4″ - 8	62,5	171,5	76,0			120
M53410-48-64H00	76	3″	- 48	4″ - 8	62,5	151,5	118			-

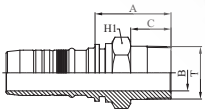

M53510

NPT MALE
MACHO NPT
NPT-SCHRAUBVERBINDUNG
NPT MASCHIO

PART. REF.	HOSE BORE			THREAD	DIMENSIONS mm			
	DN	inch	Size	T	B	A	C	H_1
M53510-32-32	51	2″	- 32	2″ - 11,5	41,0	119,5	55,0	70
M53510-40-40	63	2.1/2″	- 40	2.1/2″ - 8	51,5	135,0	63,0	80
M53510-48-48	76	3″	- 48	3″ - 8	62,5	143,5	71,5	100

XTRAFLANGE

M68510

XTRAFLANGE (SAE J518 CODE 62 - ISO 6162-2 PORT COMPATIBLE)
BRIDA RECTA XTRAFLANGE (COMPATIBLE CON SAE J518 CODIGO 62 / ISO 6162-2)
XTRAFLANSCH GERADE (SAE J518 CODE 62 / ISO 6162-2 KOMPATIBLER ANSCHLUSS)
XTRAFLANGIA (COMPATIBILE CON PORTA SAE J518 CODE 62 / ISO 6162-2)

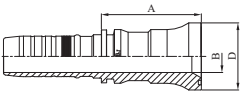

PART. REF.	HOSE BORE			FLANGE	DIMENSIONS mm				W.P.	WEIGHT
	DN	inch	Size		B	A	D		bar	kg
M68510-16-16	25	1″	- 16	1″	20,0	69,5	47,7		560	0,6
M68510-20-20	31	1.1/4″	- 20	1.1/4″	24,0	88,0	54,4		560	1,0
M68510-20-24	31	1.1/4″	- 20	1.1/2″	30,5	100,0	63,7		560	1,3
M68510-24-24	38	1.1/2″	- 24	1.1/2″	30,5	102,0	63,7		560	1,4
M68510-32-32	51	2″	- 32	2″	41,0	129,0	79,6		450	2,7
M68510-40-40	63	2.1/2″	- 40	2.1/2″	51,5	149,0	99,2		350	4,4

M68590

90° XTRAFLANGE (SAE J518 CODE 62 AND ISO 6162-2 PORT COMPATIBLE)
BRIDA 90° XTRAFLANGE (COMPATIBLE CON SAE J518 CODIGO 62 / ISO 6162-2)
XTRAFLANSCH 90° BOGEN (J518 CODE 62 / ISO 6162-2 KOMPATIBLER ANSCHLUSS)
XTRAFLANGIA 90° (COMPATIBILE CON PORTA SAE J518 CODE 62 / ISO 6162-2)

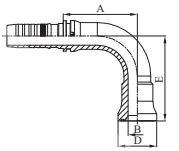

PART. REF.	HOSE BORE			FLANGE	DIMENSIONS mm				W.P.	WEIGHT
	DN	inch	Size		B	A	D	E	bar	kg
M68590-16-16	25	1″	- 16	1″	20,0	84,2	47,7	90,0	560	0,8
M68590-20-20	31	1.1/4″	- 20	1.1/4″	24,0	107,0	54,4	120,0	560	1,5
M68590-24-24	38	1.1/2″	- 24	1.1/2″	30,5	122,2	63,7	140,0	560	2,2
M68590-32-32	51	2″	- 32	2″	41,0	147,5	79,6	180,0	450	4,3

M68540

45° XTRAFLANGE (SAE J518 CODE 62 AND ISO 6162-2 PORT COMPATIBLE)
BRIDA 45° XTRAFLANGE (COMPATIBLE CON SAE J518 CODIGO 62 / ISO 6162-2)
XTRAFLANSCH 45° BOGEN (SAE J518 CODE 62 / ISO 6162-2 KOMPATIBLER ANSCHLUSS)
XTRAFLANGIA 45° (COMPATIBILE CON PORTA SAE J518 CODE 62 / ISO 6162-2)

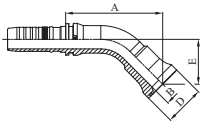

PART. REF.	HOSE BORE			FLANGE	DIMENSIONS mm				W.P.	WEIGHT
	DN	inch	Size		B	A	D	E	bar	kg
M68540-16-16	25	1″	- 16	1″	20,0	103,0	47,7	45,0	560	0,7
M68540-20-20	31	1.1/4″	- 20	1.1/4″	24,0	138,0	54,4	62,5	560	1,4
M68540-24-24	38	1.1/2″	- 24	1.1/2″	30,5	155,0	63,7	71,5	560	1,9
M68540-32-32	51	2″	- 32	2″	41,0	193,5	79,6	92,5	450	4,0

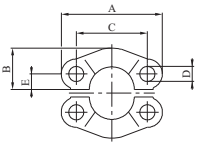

O83308

ISO/SAE CODE 61 SPLIT FLANGE CLAMPS - SAE J518 / ISO 6162-1
SEMIBRIDA ISO/SAE CODIGO 61 - SAE J518 / ISO 6162-1
ISO/SAE CODE 61 ZWEITEILIGER GEGENFLANSCH - SAE J518 / ISO 6162-1
SEMIFLANGIA ISO/SAE CODE 61- SAE J518 / ISO 6162-1

PART. REF.	HOSE BORE			DIMENSIONS mm					
	DN	inch	Size	B	A	C	D	E	
O83308-08	12	1/2"	- 08	23,0	54,0	38,1	9,0	8,7	
O83308-12	19	3/4"	- 12	26,1	65,1	47,6	11,0	11,1	
O83308-16	25	1"	- 16	29,4	69,8	52,4	11,0	13,1	
O83308-20	31	1.1/4"	- 20	36,5	79,4	58,7	12,0	15,1	
O83308-24	38	1.1/2"	- 24	41,3	93,7	69,8	13,5	17,8	
O83308-32	51	2"	- 32	48,4	101,6	77,8	13,5	21,4	
O83308-40	63	2.1/2"	- 40	54,4	114,3	88,9	13,5	25,4	
O83308-48	76	3"	- 48	65,3	135,0	106,4	16,5	30,9	

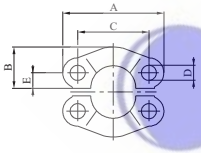

O83609

ISO/SAE CODE 62 SPLIT FLANGE CLAMPS - SAE J518 / ISO 6162-2
SEMIBRIDA ISO/SAE CODIGO 62 - SAE J518 / ISO 6162-2
ISO/SAE CODE 62 ZWEITEILIGER GEGENFLANSCH - SAE J518 / ISO 6162-2
SEMIFLANGIA ISO/SAE CODE 62 - SAE J518 / ISO 6162-2

PART. REF.	HOSE BORE			DIMENSIONS mm					
	DN	inch	Size	B	A	C	D	E	
O83609-08	12	1/2"	- 08	23,8	56,3	40,5	9,0	9,1	
O83609-12	19	3/4"	- 12	30,2	71,4	50,8	11,0	11,9	
O83609-16	25	1"	- 16	34,9	80,9	57,1	13,0	13,9	
O83609-20	31	1.1/4"	- 20	38,9	95,2	66,7	15,0	15,8	
O83609-24	38	1.1/2"	- 24	47,6	112,7	79,4	17,0	18,2	
O83609-32	51	2"	- 32	57,1	133,3	96,8	21,0	22,2	

O83607

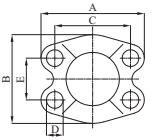

ONE-PIECE FLANGE CLAMP ISO 6162-2 / SAE J518 CODE 62
SEMIBRIDA UNA-PIEZA CODIGO 62 - ISO 6162-2 / SAE J518
VOLLFLANSCH - ISO 6162-2 / SAE J518 CODE 62
SEMIFLANGIA INTERA - ISO 6162-2 / SAE J518 CODICE 62

PART. REF.	HOSE BORE			DIMENSIONS mm				
	DN	inch	Size	B	A	C	D	E
O83607-12	19	3/4″	- 12	60,0	72,0	50,8	10,5	23,8
O83607-16	25	1″	- 16	70,0	81,0	57,2	13,0	27,8
O83607-20	31	1.1/4″	- 20	78,0	96,0	66,7	15,0	31,8
O83607-24	38	1.1/2″	- 24	96,0	113,0	79,4	17,0	36,5
O83607-32	51	2″	- 32	114,0	134,0	96,8	21,0	44,4
O83607-40	63	2.1/2″	- 40	150,0	175,0	123,8	25,0	58,7
O83607-48	76	3″	- 48	178,0	210,0	152,4	32,0	71,4

O88507

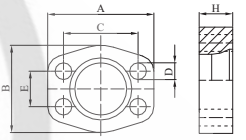

ONE-PIECE XTRAFLANGE CLAMP ISO 6162-2 / SAE J518 CODE 62 PORT COMPATIBLE
SEMIBRIDA UNA-PIEZA XTRAFLANGE ISO 6162-2 / SAE J518 COMPATIBLE CON CODIGO 62
VOLLFLANSCH FÜR XTRAFLANSCH ISO 6162-2 / SAE J518 CODE 62 KOMPATIBLER ANSCHLUSS
SEMIFLANGIA INTERA XTRAFLANGIA ISO 6162-2 / SAE J518 COMPATIBILE CON PORTA CODE 62

PART. REF.	FLANGE SIZE			DIMENSIONS mm						BOLT	WEIGHT
	DN	inch	Size	B	A	C	D	E	H	lenght mm	kg
O88507-12	19	3/4″	- 12	60,0	71,5	50,8	11,0	23,8	21,5	50,0	0,4
O88507-16	25	1″	- 16	66,7	80,0	57,2	13,0	27,8	24,0	65,0	0,5
O88507-20	31	1.1/4″	- 20	78,0	95,0	66,7	15,0	31,7	30,0	75,0	0,9
O88507-24	38	1.1/2″	- 24	94,0	112,0	79,4	17,0	36,5	36,0	100,0	1,6
O88507-32	51	2″	- 32	114,0	133,0	96,8	21,0	44,5	47,0	110,0	2,7
O88507-40	63	2.1/2″	- 40	150,0	180,0	123,8	26,0	58,8	55,0	110,0	6,4

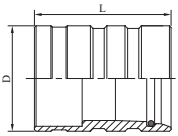

O820..

ANTI-KINK SLEEVE

CASQUILLO ANTI-COLAPSO

KNICKSCHUTZHÜLSE

GHIERA ANTI-KINK

PART. REF.	HOSE BORE				DIMENSIONS mm			
	DN	inch	Size		D	L		
O82040-12	19	3/4″	- 12		45,0	67,0		
O82040-16	25	1″	- 16		52,0	81,0		
O82068-16	25	1″	- 16		55,0	75,0		
O82060-20	31	1.1/4″	- 20		64,0	84,0		
O82062-20	31	1.1/4 ″	- 20		64,0	83,0		
O82068-20	31	1.1/4 ″	- 20		65,5	83,0		
O82060-24	38	1.1/2″	- 24		72,0	102,0		
O82068-24	38	1.1/2″	- 24		73,0	99,0		
O82068-32	51	2″	- 32		86,5	116,0		
O82068-40	63	2.1/2″	- 40		103,0	148,5		
O82068-48	76	3″	- 48		112,0	156,5		

ASSEMBLING INSTRUCTIONS

The following assembling instructions are strongly recommended on heavy duty applications.

Se recomienda seguir atentamente las instrucciones de ensamblaje, particularmente en caso de aplicación extremadamente severa.

Bei schweren Anwendungen empfehlen wir unbedingt die folgenden Verarbeitungshinweise einzuhalten.

Si raccomanda di seguire attentamente le seguenti istruzioni d'assemblaggio in particolare in caso di applicazioni estremamente severe.

M437x0 - M686x0

PART. REF.	FLANGE SIZE	SPLIT FLANGE TYPE	ONE-PIECE FLANGE TYPE	OR (NBR 90 ShA) SAE J515	METRIC BOLT DIMENSIONS (Class. 10.9)	UNC BOLT DIMENSIONS (Grade 8)	BOLT THREAD LENGHT (mm)	BOLT TORQUE (Nm)
M437x0-12-12	3/4"		O83607-12	24,99x3,53	M 10	3/8-16	35	70
M686x0-12-12	3/4"		O83607-12	24,99x3,53	M 10	3/8-16	35	70
M437x0-16-16	1"		O83607-16	32,92x3,53	M 12	7/16-14	45	130
M686x0-16-16	1"		O83607-16	32,92x3,53	M 12	7/16-14	45	130
M437x0-20-20	1.1/4"		O83607-20	37,69x3,53	M 14	1/2-13	45	180
M686x0-20-20	1.1/4"		O83607-20	37,69x3,53	M 14	1/2-13	45	180
M686x0-24-24	1.1/2"		O83607-24	47,22x3,53	M 16	5/8-11	55	290
M686x0-32-32	2"		O83607-32	56,74x3,53	M 20	3/4-10	70	450
M686x0-40-32	2"		O83609-32	56,74x3,53	M 20	3/4-10	70	450
M686x0-40-40	2.1/2"		O83607-40	69,44x3,53	M 24	1-8	80	550
M686x0-48-48	3"		O83607-48	85,32x3,53	M 30	1.1/4-7	90	650

M485x0 - M685x0

PART. REF.	FLANGE SIZE	ONE-PIECE FLANGE TYPE	OR (NBR 90 ShA) SAE J515	METRIC BOLT DIMENSIONS (Class. 10.9)	UNC BOLT DIMENSIONS (Grade 8)	BOLT THREAD LENGHT (mm)	BOLT TORQUE (Nm)
M485x0-12-12	3/4"	O88507-12	24,99x3,53	M 10	3/8-16	45	70
M485x0-16-16	1"	O88507-16	32,92x3,53	M 12	7/16-14	50	130
M685x0-16-16	1"	O88507-16	32,92x3,53	M 12	7/16-14	50	130
M485x0-20-20	1.1/4"	O88507-20	37,69x3,53	M 14	1/2-13	65	180
M685x0-20-20	1.1/4"	O88507-20	37,69x3,53	M 14	1/2-13	65	180
M485x0-24-24	1.1/2"	O88507-24	47,22x3,53	M 16	5/8-11	75	290
M685x0-24-24	1.1/2"	O88507-24	47,22x3,53	M 16	5/8-11	75	290
M485x0-32-32	2"	O88507-32	56,74x3,53	M 20	3/4-10	95	450
M685x0-32-32	2"	O88507-32	56,74x3,53	M 20	3/4-10	95	450
M685x0-40-40	2.1/2"	O88507-40	69,44x3,53	M 24	1-8	110	550

ASSEMBLING INSTRUCTIONS

SCREWS HAVE TO BE TORQUED WITH THE FOLLOWING SCHEME:
LOS TORNILLOS DEBEN SER AJUSTADOS DE ACUERDO AL SIGUIENTE ESQUEMA:
SCHRAUBEN SOLLTEN GEMÄSS FOLGENDER SKIZZE ÜBER KREUZ ANGEZOGEN WERDEN:
I BULLONI DEVONO ESSERE LEGGERMENTE SERRATI SEGUENDO LO SCHEMA SEGUENTE:

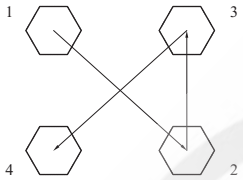

During the installation it is recommended to apply a light torque to each screw before the final one to avoid:
- misalignements between flanges and clamps
- clamp halves damages during installation

Es importante que todos tornillos estén preajustados antes de aplicar el valor final del apriete recomendado para evitar desalineación entre las bridas y las abrazaderas o daños en las mediaslunas durante la instalación.

XTRAFLANGE ASSEMBLING SCHEME:
ESQUEMA PARA ENSAMBLAR UN XTRAFLANGE:
XTRAFLANSCH ANBAUSKIZZE:
SCHEMA D'ASSEMBLAGGIO DELLE XTRAFLANGE:

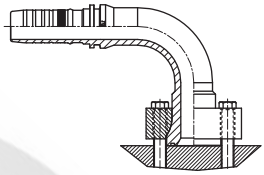

Um Beschädigungen und Spannungen an Vollflanschen, Flanschhälften und Flanschen selbst zu vermeiden, ist es wichtig, alle Schrauben zuerst nur handfest, gleichmässig anzuziehen, bevor sie mit dem empfohlenen Drehmoment festgezogen werden.

È importante che tutti i bulloni siano leggermente avvitati prima di applicare i valori di serraggio finali raccomandati al fine di evitare: • disallineamenti tra flange e controflange (clamps) • danneggiare le mezze controflange durante l'installazione.

XTRALOCK FITTINGS CRIMPING OPERATION

The crimping operation to apply XTRALOCK fittings must be carried out with proper high performance crimping/assembling machines (crimping force higher than 2800-3000 kN) and approved by Manuli Hydraulics, in order to guarantee the optimum couplings assembly deformations and hose gripping; ■ Special crimping machines with long die sets are requested for the large size XTRALOCK fittings (double crimping operation is not recommemded); ■ The use of uncut split flanges (one piece flanges) is recommended for the best performance of the assemblies in heavy duty applications; ■ It is recommended to follow the detailed assembly instructions supplied by Manuli Hydraulics to customers, assemblers and operators using the integrated package DIAMONDSPIR hose & XTRALOCK fittings.

La operación de prensado para aplicar las conexiones XTRALOCK debe ser llevada a cabo con máquinas de alto comportamiento para prensado/ensamble (fuerza de prensado mayor que 2800-3000 kN) y aprobadas por Manuli Hydraulics, para garantizar las óptimas deformaciones de acople y ensamble y agarre de la manguera; ■ Las máquinas especiales con largos juegos de dados son requeridas para las conexiones XTRALOCK de mayor tamaño (una operación de doble prensado no es recomendada); ■ Se recomienda el uso de bridas no cortadas (bridas de una pieza) para el mejor desempeño de los ensambles en aplicaciones de trabajo pesado; ■ Se recomienda seguir las instrucciones detalladas de ensamble suministradas por Manuli Hydraulics a los clientes, ensambladores y operadores usando el paquete integrado Manguera DIAMONDSPIR & racores XTRALOCK.

Die Einbindung von XTRALOCK Armaturen muß mit entsprechenden Hochleistungspressen (Presskraft größer 2800-3000 kN) durchgeführt werden die von Manuli Hydraulics zugelassen sind; ■ Für große Nennweiten sind Spezialpressen mit langen Pressbacken erforderlich. Doppelpressungen sind nicht zu empfehlen; ■ Für beste Haltbarkeit und Performance der Schlauchleitung unter härtesten Bedingungen empfehlen wir den Einsatz von Vollflanschen; ■ Wir empfehlen sich strikt an die Anweisungen zur Einbindung zu halten, wie sie von Manuli Hydraulics zur Verfügung gestellt werden und ausschl. die integrierte Lösung DIAMONDSPIR™ Schlauch & XTRALOCK Armatur zu verwenden.

Il crimpaggio per applicare i raccordi XTRALOCK deve avvenire su presse che possano garantire performance di un certo livello (forza di crimpaggio superiore a 2800-3000 kN) e che siano approvate da Manuli Hydraulics al fine di garantire un'ottima deformazione dei raccordi nonché una perfetta presa degli stessi sul tubo; ■ Si richiedono presse speciali dotate di morsetti lunghi per raccordi XTRALOCK di grandi dimensioni (non è consigliata la doppia pressatura); ■ Si raccomanda l'utilizzo di flange a pezzo unico per ottenere una migliore riuscita degli assemblati in applicazioni molto severe; ■ Si consiglia di seguire le istruzioni dettagliate che Manuli Hydraulics fornisce ai clienti, agli assemblatori e a tutti gli operatori che utilizzano il pacchetto integrato formato da tubo DIAMONSPIR™ & raccordi XTRALOCK.

PUSH-LOCK TYPE

BS STANDARD CONNECTIONS

L10510

BSP MALE PARALLEL 60° CONE SEAT - BS5200/ISO 8434-6
MACHO BSP PARALELO ASIENTO A 60º - BS5200/ISO 8434-6
AGR 60° INNENKONUS (BSP-GEWINDE) - BS5200/ISO 8434-6
MASCHIO GAS CILINDRICO - BS5200/ISO 8434-6

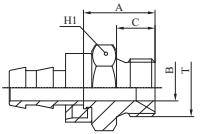

PART. REF.	HOSE BORE			THREAD	DIMENSIONS mm					
	DN	inch	Size	T	B	A	C		H_1	
L10510-04-04	6	1/4"	- 04	1/4" - 19	5,0	18,9	11,0		19	
L10510-04-06	6	1/4"	- 04	3/8" - 19	8,0	21,0	12,0		22	
L10510-06-06	10	3/8"	- 06	3/8" - 19	8,0	21,0	12,0		22	
L10510-08-08	12	1/2"	- 08	1/2" - 14	11,0	25,0	14,0		27	
L10510-10-10	16	5/8"	- 10	5/8" - 14	14,5	26,5	16,0		30	
L10510-12-12	19	3/4"	- 12	3/4" - 14	17,0	28,0	16,0		32	
L10510-16-16	25	1"	- 16	1" - 11	22,5	32,0	19,0		41	

L20513

BSP FEMALE 60° CONE - BS5200/ISO 12151-6 (SLIP-ON NUT)
HEMBRA BSP ASIENTO A 60º - BS5200/ISO 12151-6 (TUERCA LIBRE)
DKR 90° KONUS (BSP-GEWINDE) - HINTERLEGTE MUTTER BS5200/ISO 12151-6
FEMMINA GAS CONO 90° - BS5200/ISO 12151-6 (DADO PASSANTE)

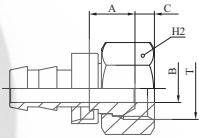

PART. REF.	HOSE BORE			THREAD	DIMENSIONS mm					
	DN	inch	Size	T	B	A	C			H_2
L20513-04-04	6	1/4"	- 04	1/4" - 19	4,0	10,9	5,8			19
L20513-04-06	6	1/4"	- 04	3/8" - 19	7,0	13,0	6,0			22
L20513-06-06	10	3/8"	- 06	3/8" - 19	7,0	13,0	6,0			22
L20513-08-08	12	1/2"	- 08	1/2" - 14	9,5	14,5	6,5			27
L20513-10-10	16	5/8"	- 10	5/8" - 14	12,0	14,0	9,0			28
L20513-12-12	19	3/4"	- 12	3/4" - 14	16,0	15,5	9,0			32
L20513-12-16	19	3/4"	- 12	1" - 11	19,0	17,0	11,0			38
L20513-16-16	25	1"	- 16	1" - 11	19,0	17,0	11,0			38

PUSH-LOCK TYPE

BS STANDARD CONNECTIONS

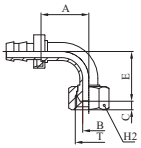

L20593*

90° BSP FEMALE SWEPT ELBOW 60° CONE - BS5200/ISO 12151-6 (SLIP-ON NUT)
HEMBRA BSP CODO DE 90º ASIENTO A 60º - BS5200/ISO 12151-6 (TUERCA LIBRE)
DKR 90° BOGEN 60° KONUS (BSP-GEWINDE) - BS5200/ISO 12151-6 (HINTERLEGTE MUTTER)
FEMMINA GAS 90° CONO 60° - BS5200/ISO 12151-6 (DADO PASSANTE)

PART. REF.	HOSE BORE			THREAD	DIMENSIONS mm					
	DN	inch	Size	T	B	A	C	E		H_2
L20593-04-04	6	1/4″	- 04	1/4″ - 19	4,0	24,0	5,8	24,0		19
L20593-06-06	10	3/8″	- 06	3/8″ - 19	7,0	32,0	6,0	32,0		22
L20593-08-08	12	1/2″	- 08	1/2″ - 14	9,5	36,0	6,5	38,5		27
L20593-10-10	16	5/8″	- 10	5/8″ - 14	12,0	43,5	9,0	41,0		28
L20593-12-12	19	3/4″	- 12	3/4″ - 14	16,0	46,0	9,0	46,5		32
L20593-12-16	19	3/4″	- 12	1″ - 11	19,0	46,0	11,0	48,5		38
L20593-16-16	25	1″	- 16	1″ - 11	19,0	51,0	11,0	54,0		38

* **No ferrule needed** / No necesita casquillo / Keine Fassung notwendig / Ghiera non necessaria

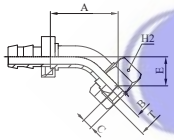

L20543*

45° BSP FEMALE SWEPT ELBOW 60° CONE - BS5200/ISO 12151-6 (SLIP-ON NUT)
HEMBRA BSP CODO DE 45º ASIENTO A 60º - BS5200/ISO 12151-6 (TUERCA LIBRE)
DKR 45° BOGEN 60° KONUS (BSP-GEWINDE) - BS5200/ISO 12151-6 (HINTERLEGTE MUTTER)
FEMMINA GAS 45° CONO 60° - BS5200/ISO 12151-6 (DADO PASSANTE)

PART. REF.	HOSE BORE			THREAD	DIMENSIONS mm					
	DN	inch	Size	T	B	A	C	E		H_2
L20543-04-04	6	1/4″	- 04	1/4″ - 19	4,0	29,0	5,8	12,0		19
L20543-06-06	10	3/8″	- 06	3/8″ - 19	7,0	36,5	6,0	15,0		22
L20543-08-08	12	1/2″	- 08	1/2″ - 14	9,5	42,0	6,5	18,5		27
L20543-10-10	16	5/8″	- 10	5/8″ - 14	12,0	48,5	9,0	19,0		28
L20543-12-12	19	3/4″	- 12	3/4″ - 14	16,0	50,5	9,0	21,0		32
L20543-16-16	25	1″	- 16	1″ - 11	19,0	54,0	11,0	24,0		38

* **No ferrule needed** / No necesita casquillo / Keine Fassung notwendig / Ghiera non necessaria